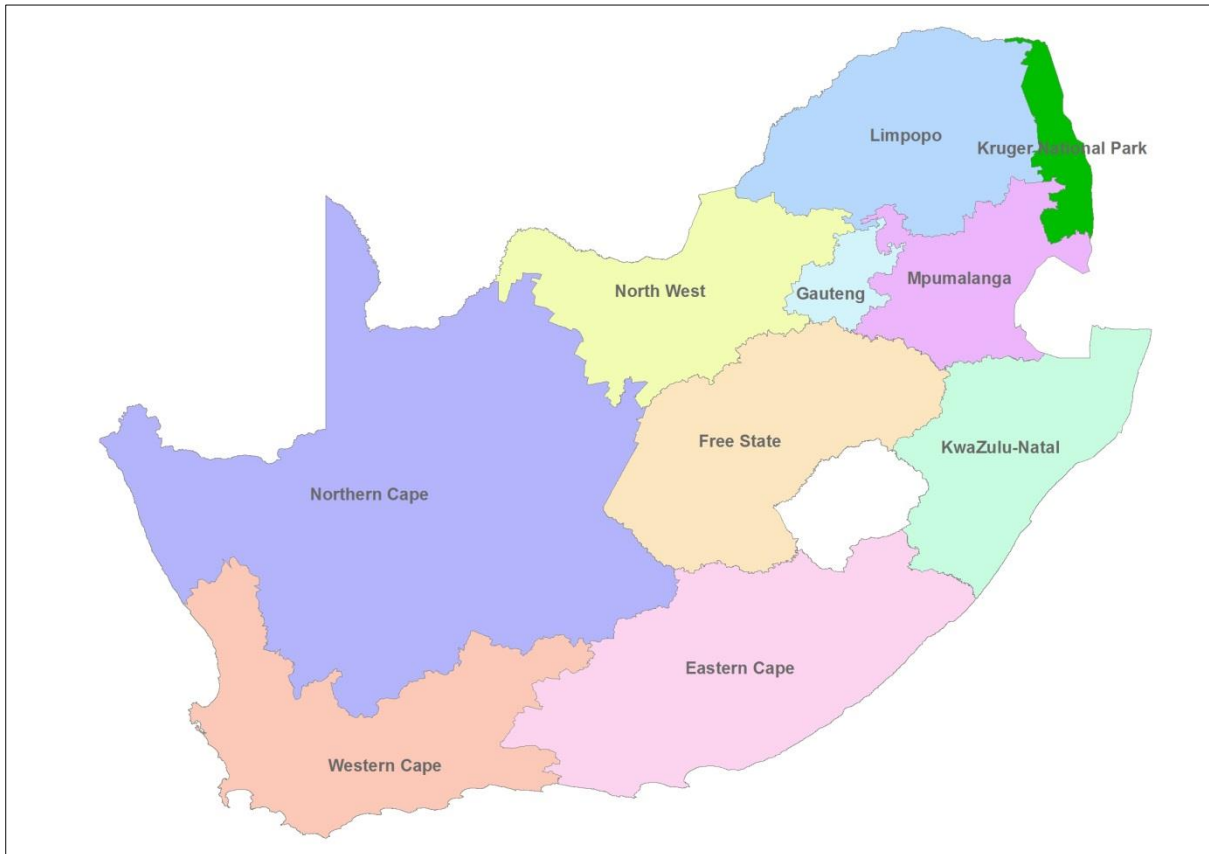


Animal Disease Reporting for the month January 2018



Sub-Directorate Epidemiology
Directorate Animal Health
03 May 2018

Introduction

According to the Animal Diseases Act, 1984 (Act 35 of 1984) Controlled and Notifiable Diseases must be reported to the local State Veterinarian. The local State Veterinarian compiles a monthly report on diseases that occurred in his/her State Vet Area and submits this report to the Provincial Director of Veterinary Services. At a Provincial level, all these reports are combined to compile a disease report for the province and this report is submitted to the Sub-Directorate Epidemiology in the Directorate Animal Health at the Department of Agriculture, Forestry and Fisheries. All the provincial reports are combined to compile a national disease report.

Purpose of disease reporting

Reasons for disease reporting are:

- Proof of freedom
- Detection of outbreaks of important diseases
 - Prevent the spread of the disease
 - Institute control programs
 - Eradication of a disease
 - Warn neighbouring farmers/trade partners/neighbouring countries
 - Prevent the spread/occurrence of a disease in humans, e.g. rabies
 - Decrease the economic impact of a disease
 - Prevent spread of diseases to trading partners
- Disease control

Summary Statistics of the January 2018 report

The following summary table has been compiled using simple count statistics

Total number of outbreak and vaccination reports (data lines)	1814
Total number of outbreaks	187
Total number of animals involved (cases)	1577
Total number of diseases involved in outbreaks	50
Total number of State Vet Areas that reported	115
Total number of Local Municipalities reported from	180
Total number of species involved in outbreaks	21

Reported Disease Outbreaks

The following tables indicate the disease outbreaks reported by the Provincial Veterinary Services.

Controlled Diseases

The following table indicates the reports of Controlled Diseases

	Eastern Cape Province	Free State	Gauteng	Kruger National Park	KwaZulu-Natal	Limpopo	Mpumalanga	North West Province	Northern Cape Province	Western Cape Province	Total
African Horse Sickness	1	2	2	0	3	0	0	1	7	0	16
Anthrax	0	0	0	1	0	0	0	0	0	0	1
Avian Influenza: Highly Pathogenic: All HP, H5 And H7 / Fowl Plague	1	0	0	0	0	0	0	0	0	26	27
Bovine Brucellosis (Brucella abortus)	1	2	0	0	0	0	7	1	0	0	11
Corridor Disease	0	1	0	0	0	0	0	0	0	0	1
Dourine	1	0	0	0	0	0	0	0	0	0	1
Newcastle Disease	0	0	0	0	0	0	1	0	0	2	3
Paratuberculosis (Johne's Disease)	0	1	0	0	0	0	0	0	0	5	6
Rabies	4	1	0	0	20	2	0	0	1	0	28
Salmonella enteritidis	0	0	0	0	0	0	0	0	0	5	5
Sheep Scab	0	1	0	0	0	0	0	0	1	1	3
Total	8	8	2	1	23	2	8	2	9	39	102

Notifiable diseases

The following table indicates the reports of Notifiable diseases

	Eastern Cape Province	Free State	Gauteng	Kruger National Park	KwaZulu-Natal	Limpopo	Mpumalanga	North West Province	Northern Cape Province	Western Cape Province	Total
Bluetongue	0	1	0	0	0	0	0	0	0	1	2
Bovine Malignant Catarrhal fever	0	1	0	0	0	0	0	1	0	0	2
Lumpy Skin Disease	0	5	0	0	0	1	0	0	0	0	6

	Eastern Cape Province	Free State	Gauteng	Kruger National Park	KwaZulu-Natal	Limpopo	Mpumalanga	North West Province	Northern Cape Province	Western Cape Province	Total
Total	0	7	0	0	0	1	0	1	0	1	10

Other diseases

The following table indicates the reports of diseases that are not Controlled or Notifiable. Reporting of these diseases are not compulsory.

	Eastern Cape Province	Free State	Gauteng	Kruger National Park	KwaZulu-Natal	Limpopo	Mpumalanga	North West Province	Northern Cape Province	Western Cape Province	Total
Actinomycosis / Lumpy jaw	0	1	0	0	0	0	0	0	0	0	1
Anaplasmosis	2	0	0	0	0	0	0	1	0	0	3
Babesiosis (Redwater)	1	3	0	0	0	0	0	0	0	0	4
Blackleg (Sponssiekte)	0	2	0	0	0	0	0	0	0	1	3
Canine Babesioses	0	4	0	0	0	0	0	0	0	0	4
Canine Distemper	1	4	0	0	0	0	0	0	0	0	5
Canine Ehrlichia	0	1	0	0	0	0	0	0	0	0	1
Canine Parvo Virus	0	4	0	0	0	0	0	0	0	0	4
Caseous Lymphadenitis	0	2	0	0	0	0	0	0	0	0	2
Coccidiosis	2	0	0	0	0	0	0	0	0	0	2
Contagious Ophthalmia	1	4	0	0	0	0	0	0	0	0	5
Cysticercosis (Cysticercus bovis)	0	0	0	0	0	0	0	5	0	0	5
Distomatosis (Liver Fluke)	0	2	0	0	0	0	0	0	0	0	2
E. coli/Colibacillosis	0	1	0	0	0	0	0	0	0	0	1
Equine Babesiosis (Equine Piroplasmosis)	0	1	0	0	0	0	0	0	0	0	1
Equine Encephalosis Virus (EEV)	0	0	0	0	4	0	0	0	0	0	4
Foot-Rot	1	0	0	0	0	0	0	0	0	0	1
Goat Mange	1	1	0	0	0	0	0	0	0	0	2
Heartwater	9	0	0	0	0	0	0	0	0	0	9
Koi Herpes Virus	0	0	1	0	0	0	0	0	0	0	1
Mastitis	1	1	0	0	0	0	0	0	0	0	2
Old World Screwworm	2	0	0	0	0	0	0	0	0	0	2

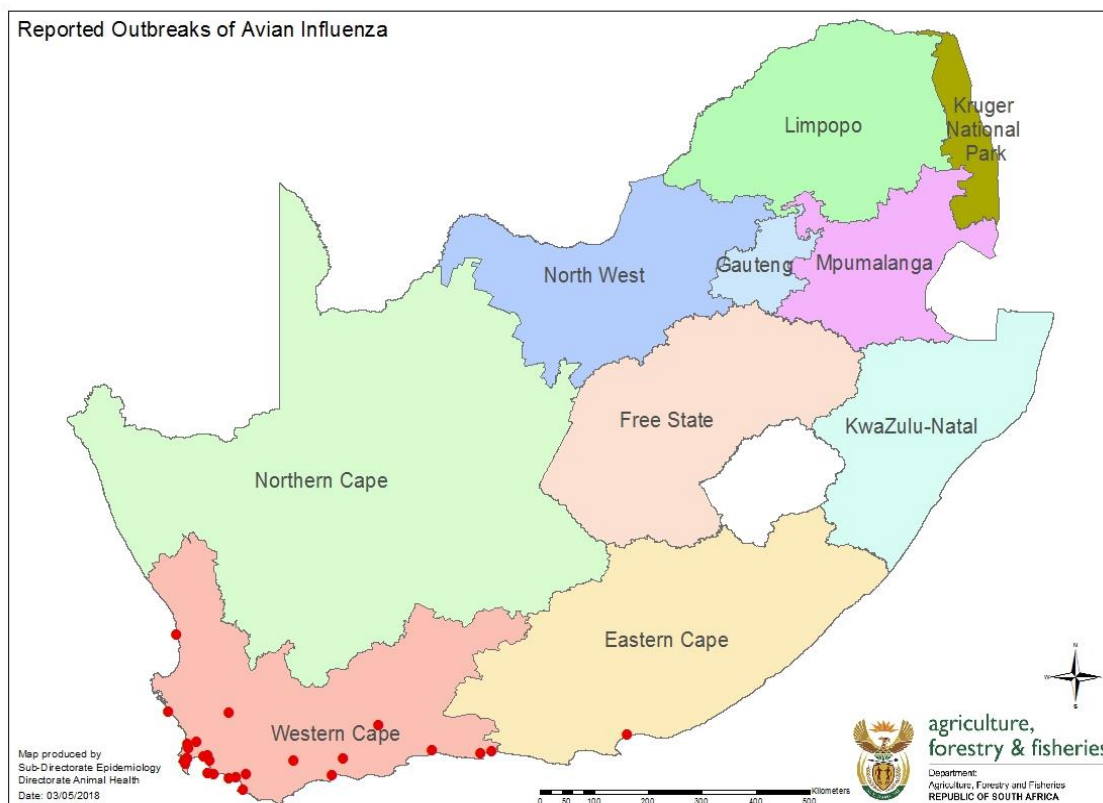
	Eastern Cape Province	Free State	Gauteng	Kruger National Park	KwaZulu-Natal	Limpopo	Mpumalanga	North West Province	Northern Cape Province	Western Cape Province	Total
(Chrysomya Bezziana)											
Other Clostridial Infections	0	3	0	0	0	0	0	0	0	1	4
Other Pasteurellosis	0	3	0	0	0	0	0	0	0	0	3
Sarcoptic Mange	0	2	0	1	0	0	0	0	0	0	3
Sheep Mange	0	1	0	0	0	0	0	0	0	0	1
Total	21	40	1	1	4	0	0	6	0	2	75

Information and maps of Specific Diseases

Avian Influenza

The following table indicates the number of reported Avian Influenza outbreaks per province

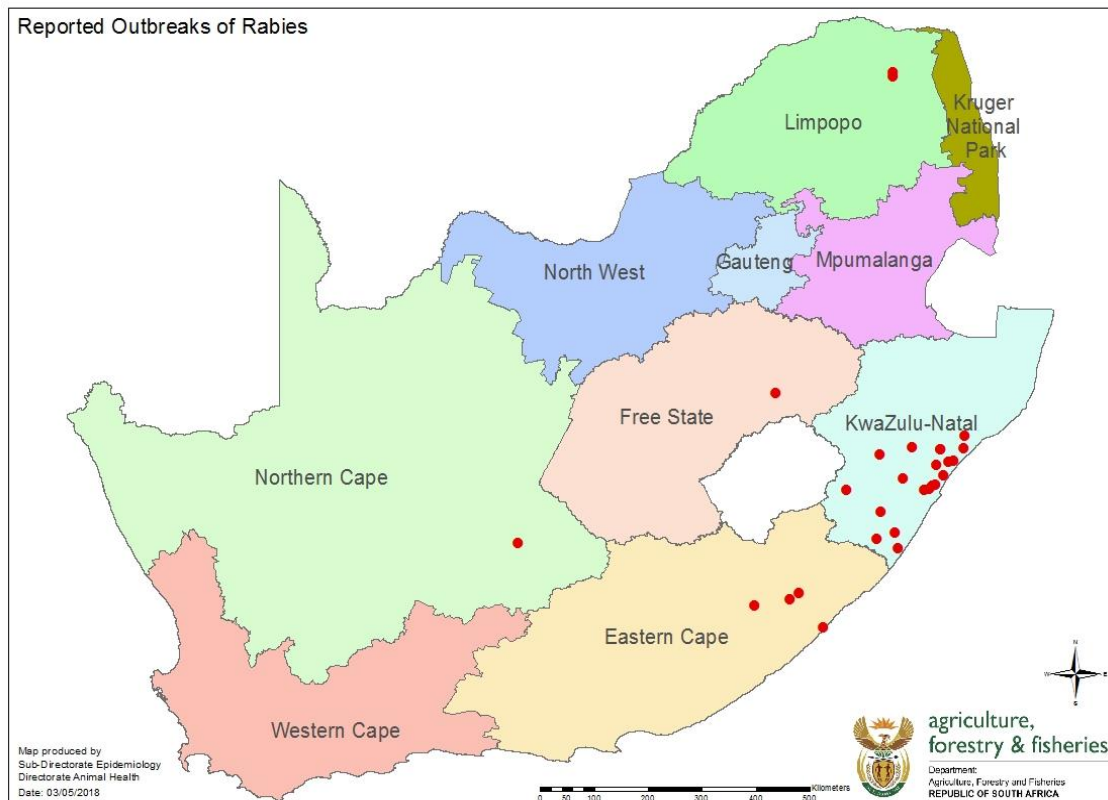
Province	Avian Influenza Strain	Number of reported outbreaks
Eastern Cape Province	Avian Influenza: Highly Pathogenic: All HP, H5 And H7 / Fowl Plague	1
Western Cape Province	Avian Influenza: Highly Pathogenic: All HP, H5 And H7 / Fowl Plague	26



Rabies

The following table indicates the number of reported rabies outbreaks per province

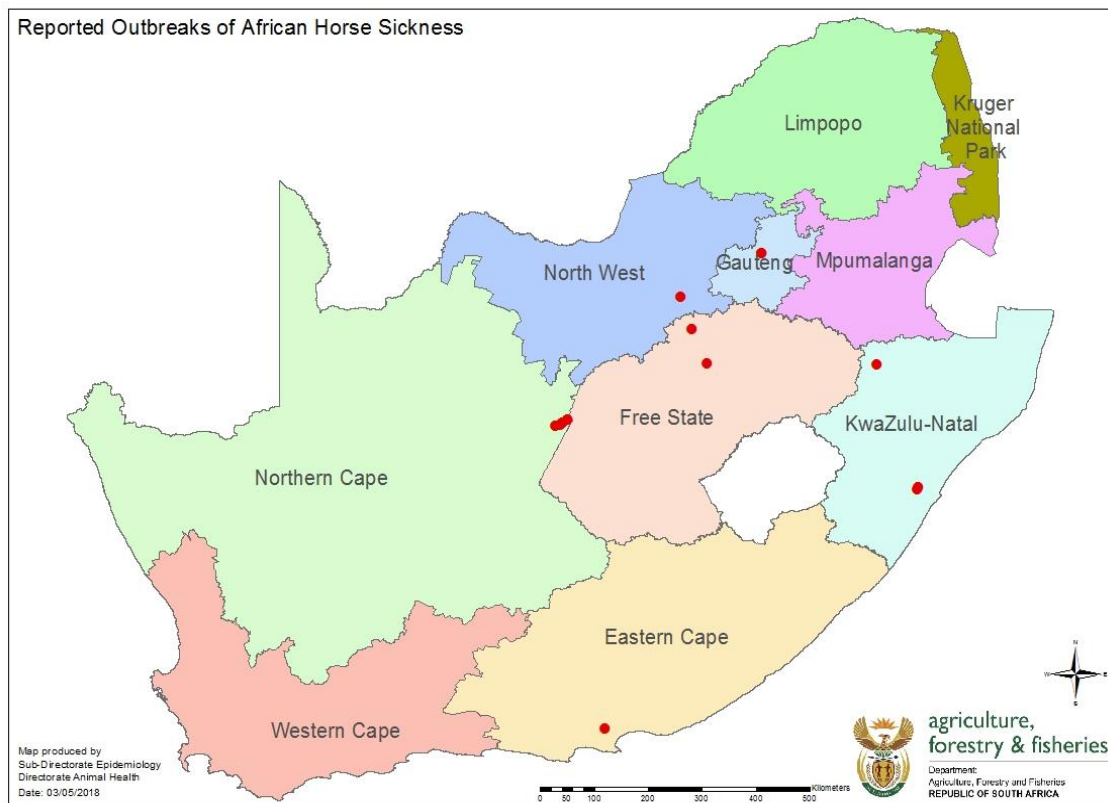
Province	Number of reported outbreaks
Eastern Cape Province	4
Free State	1
KwaZulu-Natal	20
Limpopo	2
Northern Cape Province	1



African Horse Sickness

The following table indicates the number of reported AHS outbreaks per province

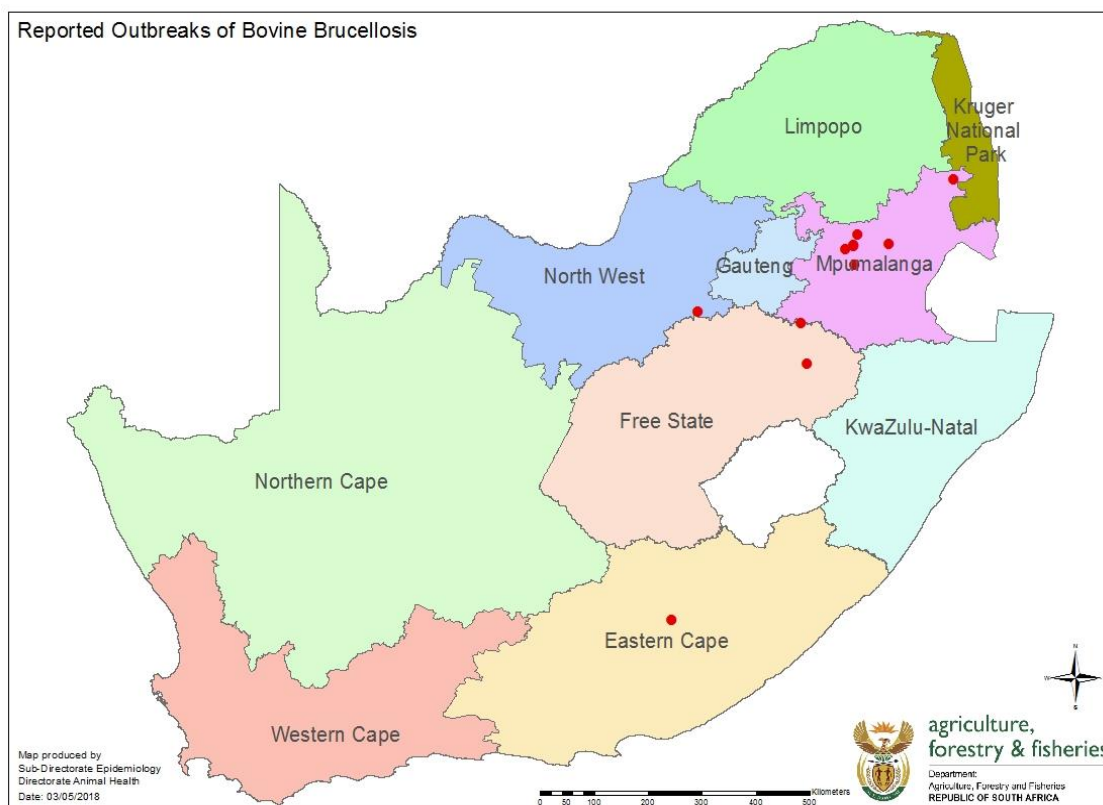
Province	Number of reported outbreaks
Eastern Cape Province	1
Free State	2
Gauteng	2
KwaZulu-Natal	3
North West Province	1
Northern Cape Province	7



Bovine Brucellosis

The following table indicates the number of reported Bovine Brucellosis outbreaks per province

Province	Number of reported outbreaks
Eastern Cape Province	1
Free State	2
Mpumalanga	7
North West Province	1

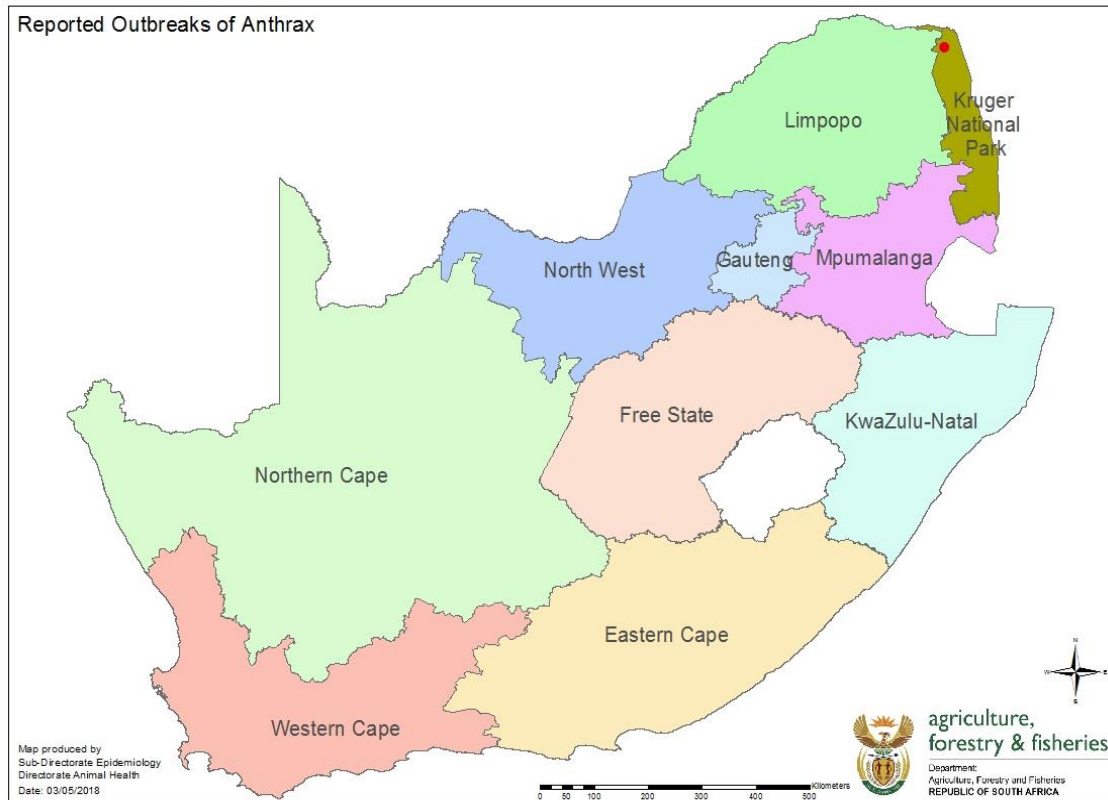


The following table indicates the number of reported Bovine Tuberculosis outbreaks per province

Anthrax

The following table indicates the number of reported Anthrax outbreaks per province

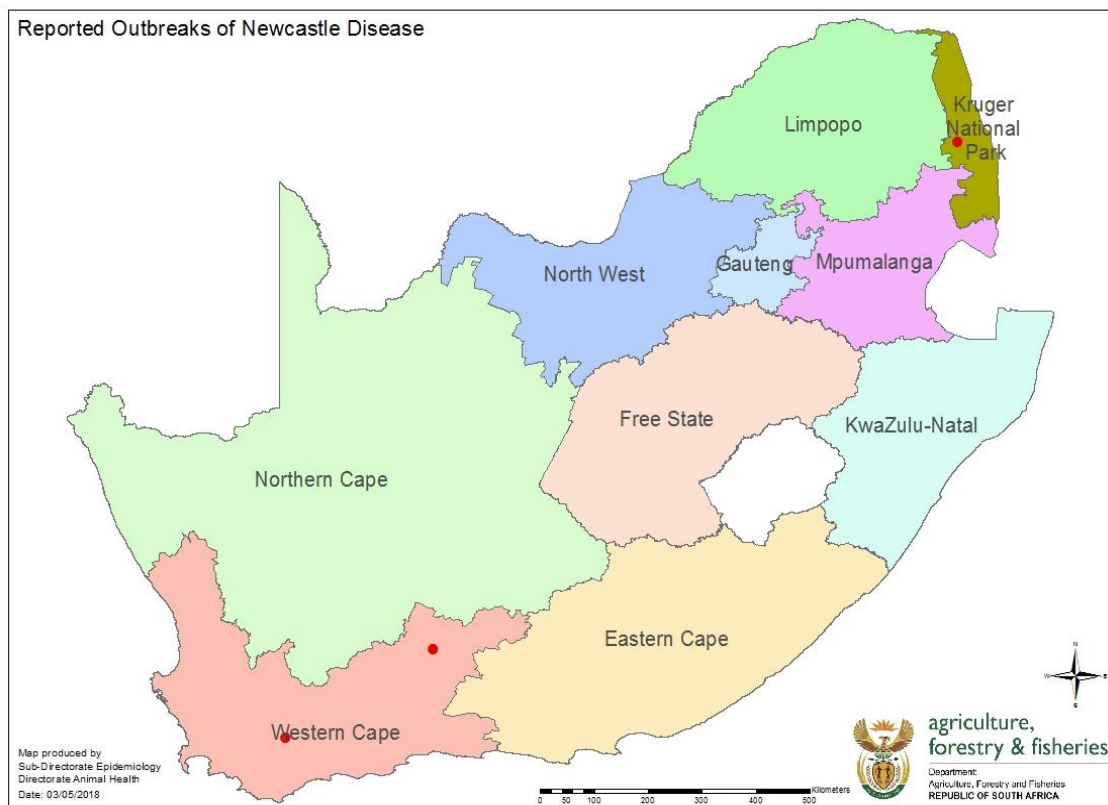
Province	Number of reported outbreaks
Kruger National Park	1



Newcastle Disease

The following table indicates the number of reported Newcastle outbreaks per province

Province	Number of reported outbreaks
Mpumalanga	1
Western Cape Province	2



Disclaimer

Please take note that this report was automatically compiled using R, R-Studio, several R packages and the South African Animal Health Information System (SAAHIS). Any errors in the data will be copied verbatim into this report.

The data in this report only reflects reports received from the Provincial Veterinary Services and the data was not collected for the purposes of research. Any interpretation of this data should be done with full consideration of the situation on the ground and South Africa's Disease Reporting System.

For further details please contact the Sub-Directorate Epidemiology, Directorate Animal Health (Epidemiology@daff.gov.za).

References

Directorate Animal Health, 2015, 'South African Animal Health Information System'.

Gohel, D., 2015, 'ReporteRs: Microsoft Word, Microsoft Powerpoint and HTML Documents Generation', from <http://cran.r-project.org/package=ReporteRs>.

R Core Team, 2015, 'R: A Language and Environment for Statistical Computing', from <http://www.r-project.org/>.

Ripley, B. & Lapsley, M., 2015, 'RODBC: ODBC Database Access', from <http://cran.r-project.org/package=RODBC>.

RStudio Team, 2015, 'RStudio: Integrated Development Environment for R', from <http://www.rstudio.com/>.