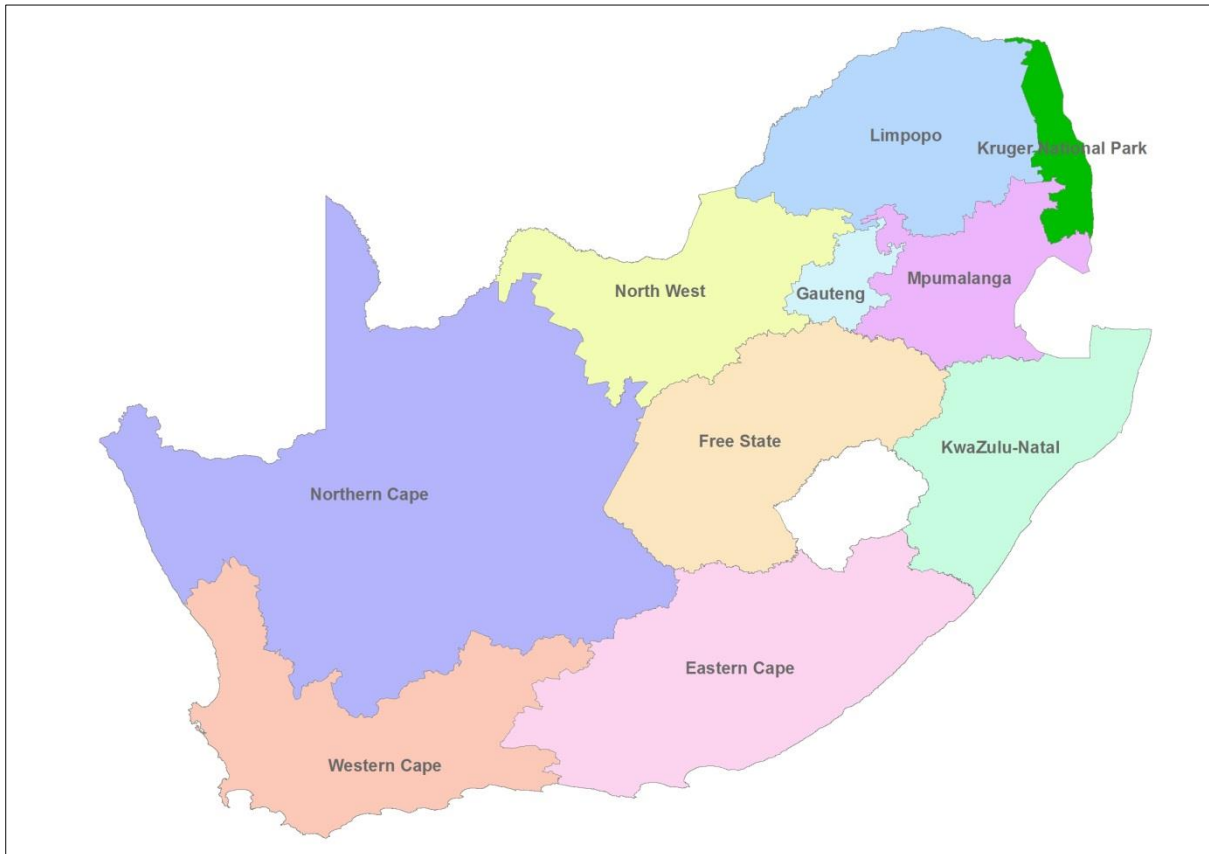


# Animal Disease Reporting for the month May 2017

---



Sub-Directorate Epidemiology  
Directorate Animal Health  
14 August 2017

## Introduction

According to the Animal Diseases Act, 1984 (Act 35 of 1984) Controlled and Notifiable Diseases must be reported to the local State Veterinarian. The local State Veterinarian compiles a monthly report on diseases that occurred in his/her State Vet Area and submits this report to the Provincial Director of Veterinary Services. At a Provincial level, all these reports are combined to compile a disease report for the province and this report is submitted to the Sub-Directorate Epidemiology in the Directorate Animal Health at the Department of Agriculture, Forestry and Fisheries. All the provincial reports are combined to compile a national disease report.

### Purpose of disease reporting

Reasons for disease reporting are:

- Proof of freedom
- Detection of outbreaks of important diseases
  - Prevent the spread of the disease
  - Institute control programs
  - Eradication of a disease
  - Warn neighbouring farmers/trade partners/neighbouring countries
  - Prevent the spread/occurrence of a disease in humans, e.g. rabies
  - Decrease the economic impact of a disease
  - Prevent spread of diseases to trading partners
- Disease control

### Summary Statistics of the May 2017 report

The following summary table has been compiled using simple count statistics

Total number of outbreak and vaccination reports (data lines)	4006
Total number of outbreaks	207
Total number of animals involved (cases)	1104
Total number of diseases involved in outbreaks	44
Total number of State Vet Areas that reported	117
Total number of Local Municipalities reported from	191
Total number of species involved in outbreaks	17

## Reported Disease Outbreaks

The following tables indicate the disease outbreaks reported by the Provincial Veterinary Services.

### Controlled Diseases

The following table indicates the reports of Controlled Diseases

	Eastern Cape Province	Free State	Gauteng	Kruger National Park	KwaZulu-Natal	Limpopo	Mpumalanga	North West Province	Northern Cape Province	Western Cape Province	Total
African Horse Sickness	1	11	16	0	8	0	1	4	5	0	46
African Swine Fever	0	0	0	0	0	0	0	1	1	0	2
Bovine Brucellosis (Brucella abortus )	1	6	2	3	0	0	1	12	0	0	25
Bovine Tuberculosis (Mycobacterium bovis)	0	1	0	7	0	0	0	0	1	0	9
Corridor Disease	0	0	0	0	0	0	3	0	0	0	3
FMD - Virus SAT 2	0	0	0	0	0	0	2	0	0	0	2
Fowl Typhoid (Salmonella gallinarum)	0	0	0	0	1	0	0	0	0	0	1
New World Screw Worm (Cochliomyia Hominivorax)	0	0	0	0	0	0	0	1	0	0	1
Psittacosis And Ornithosis (Chlamydiosis)	0	0	1	0	0	0	0	0	0	0	1
Rabies	5	7	0	0	6	3	5	1	0	3	30
Salmonella enteritidis	0	0	0	0	0	0	0	1	0	5	6
Sheep Scab	1	0	0	0	0	0	0	0	3	0	4
<b>Total</b>	<b>8</b>	<b>25</b>	<b>19</b>	<b>10</b>	<b>15</b>	<b>3</b>	<b>12</b>	<b>20</b>	<b>10</b>	<b>8</b>	<b>130</b>

### Notifiable diseases

The following table indicates the reports of Notifiable diseases

	Eastern Cape Province	Free State	Gauteng	Kruger National Park	KwaZulu-Natal	Limpopo	Mpumalanga	North West Province	Northern Cape Province	Western Cape Province	Total
--	-----------------------	------------	---------	----------------------	---------------	---------	------------	---------------------	------------------------	-----------------------	-------

	Eastern Cape Province	Free State	Gauteng	Kruger National Park	KwaZulu-Natal	Limpopo	Mpumalanga	North West Province	Northern Cape Province	Western Cape Province	Total
Bluetongue	0	1	0	0	0	0	0	0	1	3	5
Bovine Malignant Catarrhal fever	0	0	4	0	1	0	0	3	0	0	8
Lumpy Skin Disease	2	2	0	0	0	0	0	3	0	1	8
Total	2	3	4	0	1	0	0	6	1	4	21

### Other diseases

The following table indicates the reports of diseases that are not Controlled or Notifiable. Reporting of these diseases are not compulsory.

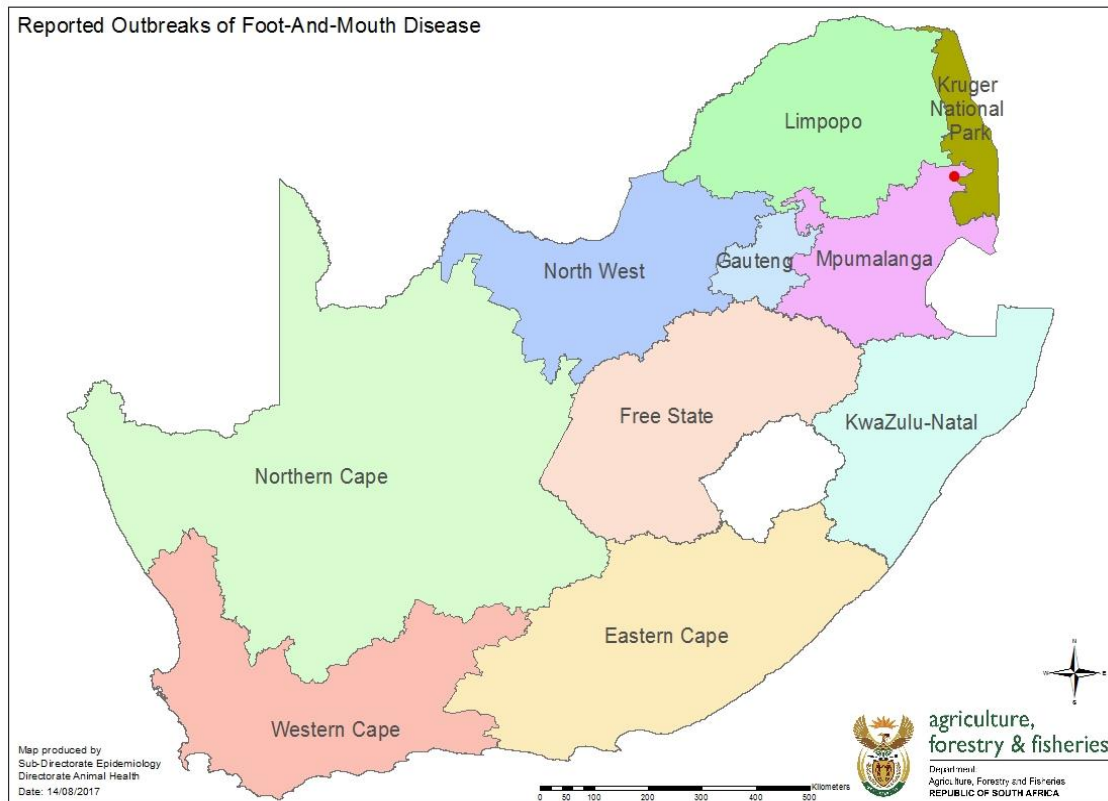
	Eastern Cape Province	Free State	Gauteng	Kruger National Park	KwaZulu-Natal	Limpopo	Mpumalanga	North West Province	Northern Cape Province	Western Cape Province	Total
Anaplasmosis	2	5	0	0	0	0	6	1	0	0	14
Babesiosis (Redwater)	2	5	0	0	0	0	1	2	0	0	10
Besnoitiosis / Elephant skin disease	0	0	0	0	0	1	0	0	0	0	1
Canine Babesioses	0	1	0	0	0	0	0	0	0	1	2
Canine Distemper	1	0	0	0	0	0	3	0	0	1	5
Coccidiosis	0	0	0	0	0	1	0	0	0	0	1
Cysticercosis (Cysticercus bovis)	0	0	0	1	0	0	0	3	0	0	4
E. coli/Colibacillosis	0	1	0	0	0	0	0	0	0	0	1
Equine Encephalosis Virus (EEV)	0	0	0	0	0	0	0	1	0	0	1
Foot-Rot	0	0	0	0	0	1	0	0	0	0	1
Heartwater	5	0	0	0	0	0	0	0	0	0	5
Sarcoptic Mange	0	0	0	0	0	0	4	0	0	1	5
Trichomonosis	0	1	0	0	0	0	0	0	0	0	1
West Nile Fever	1	0	1	0	0	0	0	3	0	0	5
Total	11	13	1	1	0	3	14	10	0	3	56

## Information and maps of Specific Diseases

### Foot and mouth disease (FMD)

The following table indicates the number of reported FMD outbreaks per province

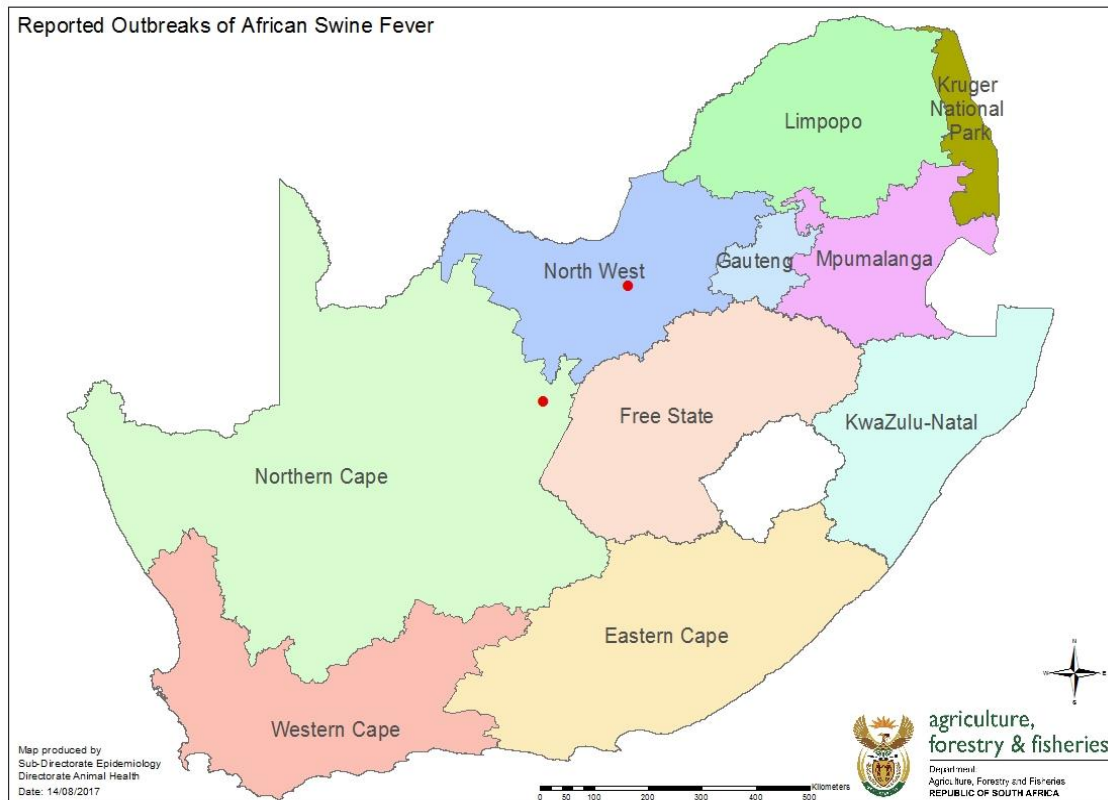
Province	Number of reported outbreaks
Mpumalanga	2



## African swine fever (ASF)

The following table indicates the number of reported FMD outbreaks per province

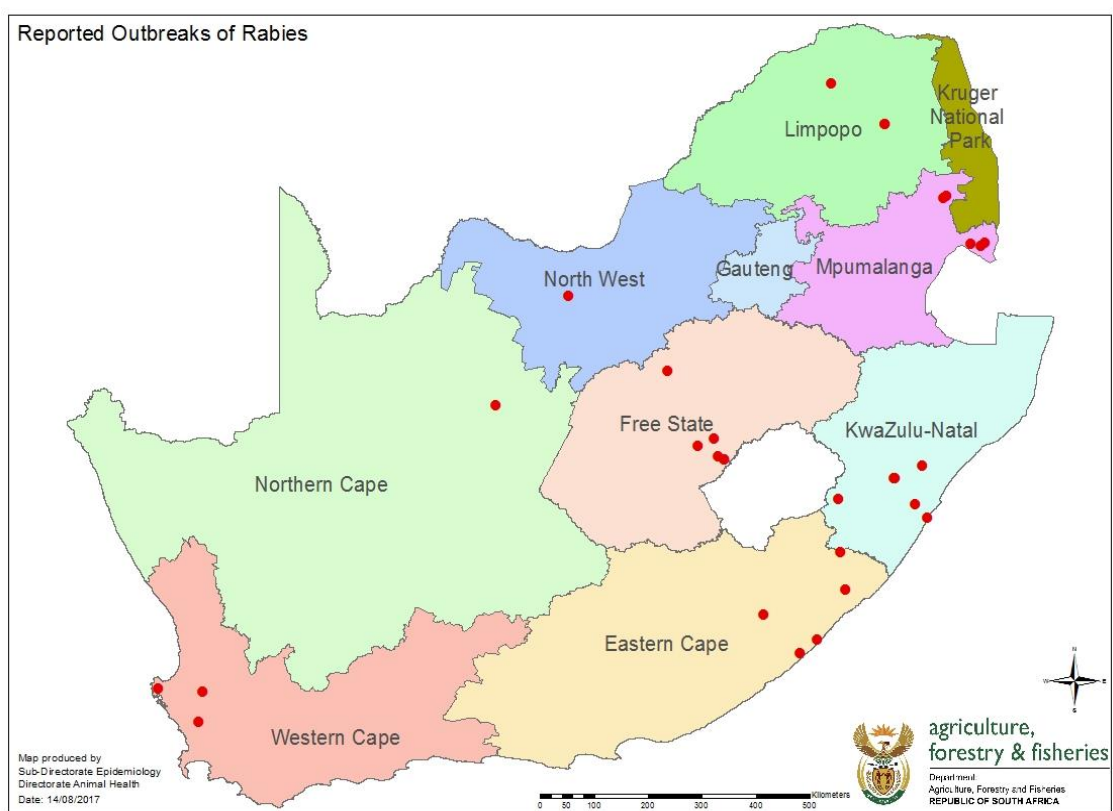
Province	Number of reported outbreaks
North West Province	1
Northern Cape Province	1



## Rabies

The following table indicates the number of reported rabies outbreaks per province

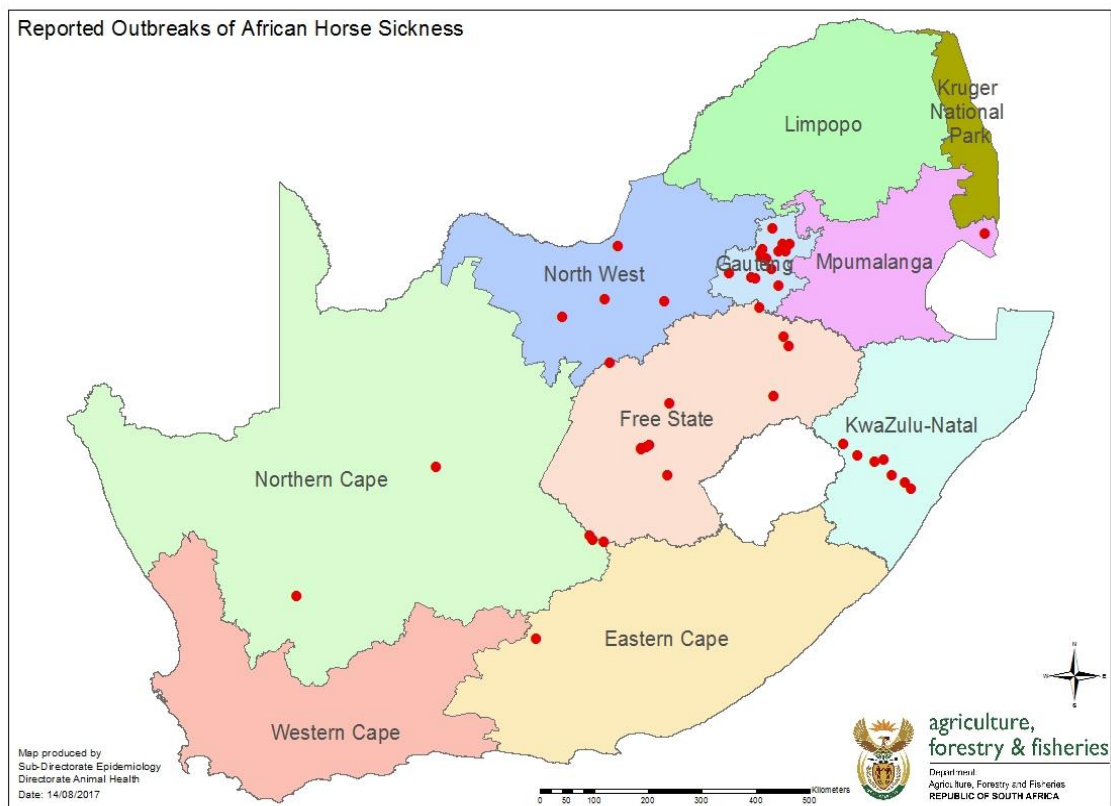
Province	Number of reported outbreaks
Eastern Cape Province	5
Free State	7
KwaZulu-Natal	6
Limpopo	3
Mpumalanga	5
North West Province	1
Western Cape Province	3



## African Horse Sickness

The following table indicates the number of reported AHS outbreaks per province

Province	Number of reported outbreaks
Eastern Cape Province	1
Free State	11
Gauteng	16
KwaZulu-Natal	8
Mpumalanga	1
North West Province	4
Northern Cape Province	5

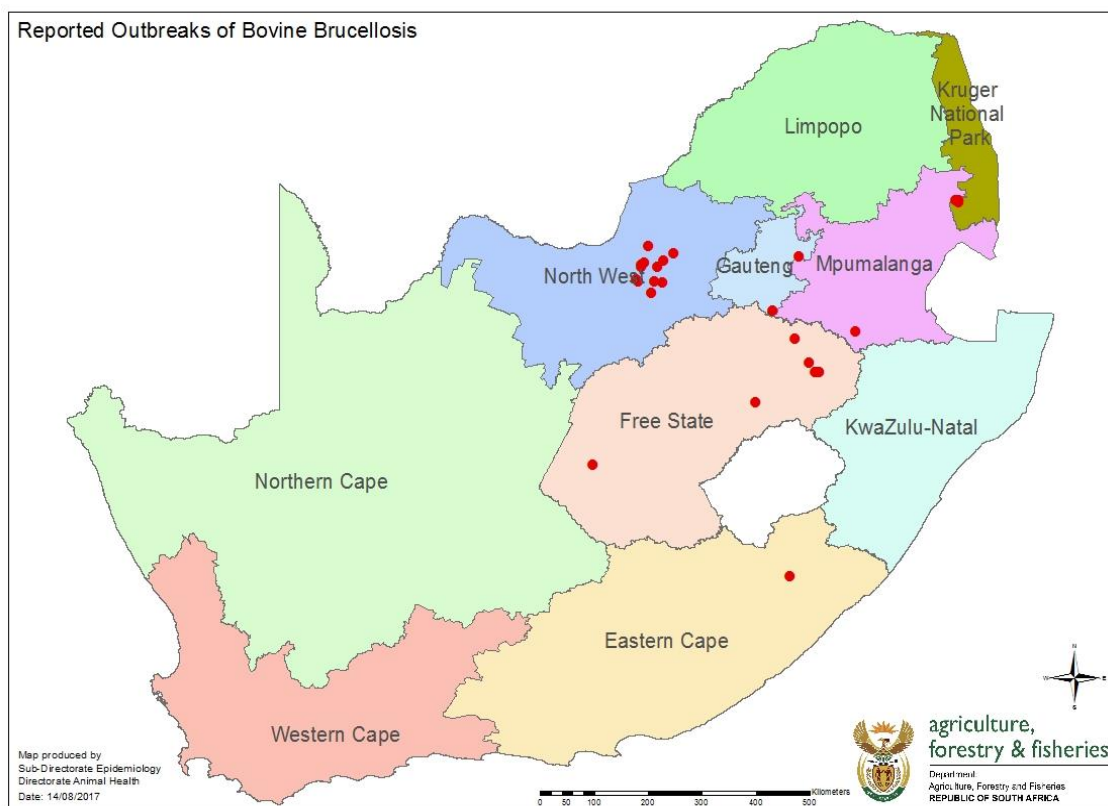




## Bovine Brucellosis

The following table indicates the number of reported Bovine Brucellosis outbreaks per province

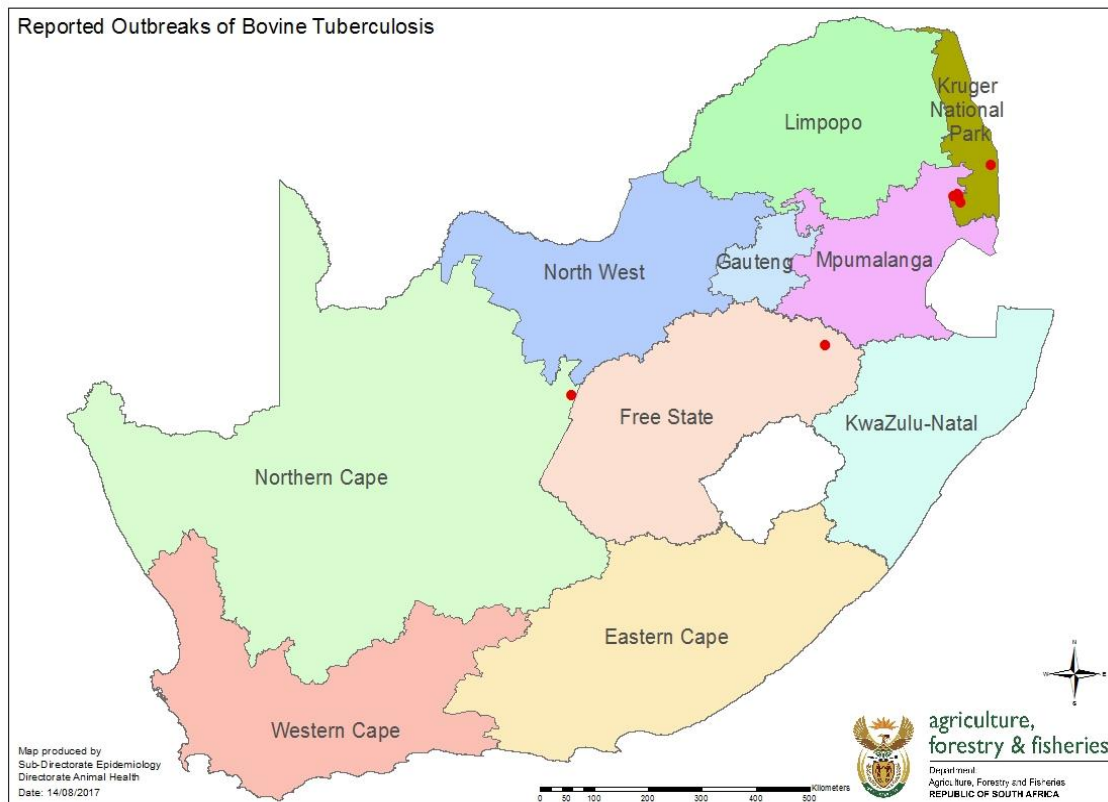
Province	Number of reported outbreaks
Eastern Cape Province	1
Free State	6
Gauteng	2
Kruger National Park	3
Mpumalanga	1
North West Province	12



## Bovine Tuberculosis

The following table indicates the number of reported Bovine Tuberculosis outbreaks per province

Province	Number of reported outbreaks
Free State	1
Kruger National Park	7
Northern Cape Province	1



## Disclaimer

Please take note that this report was automatically compiled using R, R-Studio, several R packages and the South African Animal Health Information System (SAAHIS). Any errors in the data will be copied verbatim into this report.

The data in this report only reflects reports received from the Provincial Veterinary Services and the data was not collected for the purposes of research. Any interpretation of this data should be done with full consideration of the situation on the ground and South Africa's Disease Reporting System.

For further details please contact the Sub-Directorate Epidemiology, Directorate Animal Health ([Epidemiology@daff.gov.za](mailto:Epidemiology@daff.gov.za)).

## References

Directorate Animal Health, 2015, 'South African Animal Health Information System'.

Gohel, D., 2015, 'ReporteRs: Microsoft Word, Microsoft Powerpoint and HTML Documents Generation', from <http://cran.r-project.org/package=ReporteRs>.

R Core Team, 2015, 'R: A Language and Environment for Statistical Computing', from <http://www.r-project.org/>.

Ripley, B. & Lapsley, M., 2015, 'RODBC: ODBC Database Access', from <http://cran.r-project.org/package=RODBC>.

RStudio Team, 2015, 'RStudio: Integrated Development Environment for R', from <http://www.rstudio.com/>.