

## NATIONAL SOUTH AFRICAN PRICE INFORMATION FOR WEEK 40

Class      Units   Avg Mass   Avg Purch   Avg Selling   Selling Min   Selling Max  
**CATTLE**  
 Weighted 20%

From 2023/10/02 To 2023/10/08

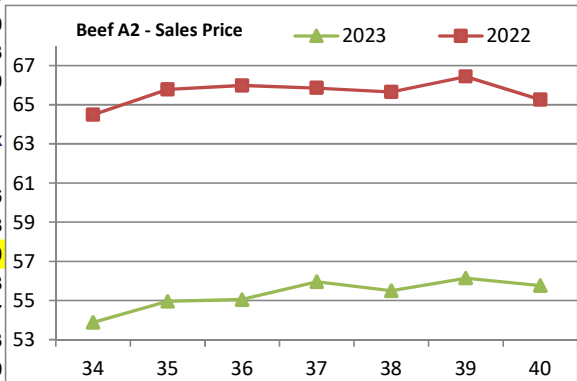
Class	Units	Avg Mass	Avg Purch	Avg Selling	Selling Min	Selling Max
A2	8634	262,31	53,45	55,76	54,86	56,75
A3	991	331,80	53,72	54,78	52,79	56,59
AB2	464	289,82	51,69	52,99	50,26	55,07
AB3	137	300,26	51,69	52,50	50,59	54,95
B2	252	273,95	48,45	49,42	46,62	54,50
B3	57	292,55	49,43	50,46	47,63	54,50
C2	615	260,24	47,58	47,62	44,68	49,23
C3	286	530,51	45,47	48,79	45,34	49,50

Hide Feedlot	Weighted	3,17
Hide Field	Average	3,01
Dorper	ea	33,87
Merino	ea	44,48

11 436

Class      Units   Avg Mass   Avg Purch   Avg Selling   Selling Min   Selling Max  
**LAMB/SHEEP**  
 Weighted 20%

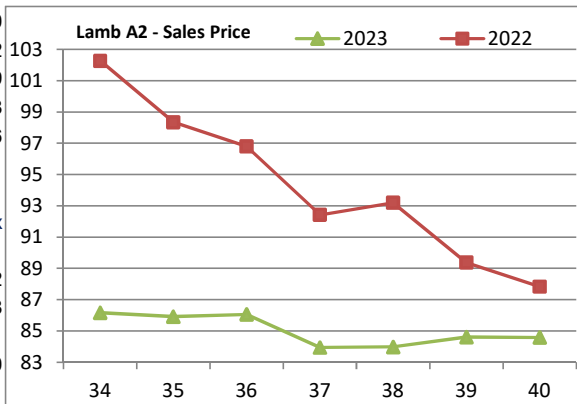
Class	Units	Avg Mass	Avg Purch	Avg Selling	Selling Min	Selling Max
A0	112	12,34	54,42	66,00	53,48	70,86
A1	1236	14,92	83,49	84,89	81,69	86,98
A2	13724	19,47	83,31	84,58	83,43	86,50
A3	1398	20,72	81,14	83,71	81,59	86,48
A4	362	20,63	69,30	73,72	96,59	77,27
A5	74	21,32	62,53	61,74	58,31	66,13
A6	50	20,97	61,83	61,10	59,00	65,99
AB2	430	19,81	72,77	71,42	66,34	75,69
AB3	77	21,51	71,19	71,23	64,65	78,60
B2	217	22,76	60,36	68,74	63,76	74,12
B3	40	27,09	57,10	64,30	59,82	71,89
C2	1339	23,41	59,28	64,35	59,16	78,68
C3	186	25,94	58,47	64,76	61,62	70,26



19 245

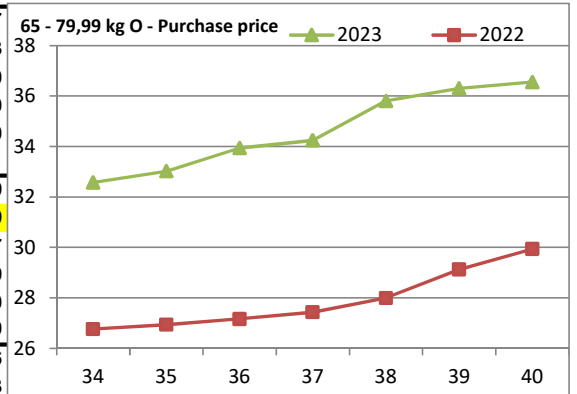
Class      Units   Avg Mass   Avg Purch   Purch Min   Purch Max  
**PIGS**  
 Weighted 20%

Class	Units	Avg Mass	Avg Purch	Purch Min	Purch Max
P	1124	51,72	37,76	33,14	41,22
O	21	52,82	36,34	34,50	39,28
R					
C	1	53,40	35,50	35,50	35,50



20 - 55,99 kg

P	1346	62,86	36,68	35,70	37,37
O	96	64,92	36,54	35,11	37,13
R	2	59,80	35,96	35,50	36,40
C	2	65,89	31,61	29,50	33,50
U	1	64,20	30,50	30,50	30,50



56 - 64,99 kg

P	11437	80,47	36,88	35,51	38,79
O	3791	84,86	36,56	34,94	38,29
R	376	85,87	36,06	34,98	37,97
C	40	86,75	31,76	23,94	34,09
U	4	88,10	32,50	32,50	32,50
S	1	95,80	38,00	38,00	38,00

65 - 79,99 kg

P	9384	89,84	36,43	35,45	37,16
O	6514	90,45	36,48	35,38	37,23
R	689	92,18	35,96	34,48	37,41
C	41	93,67	31,64	26,60	35,04
U	3	90,40	29,80	29,50	30,50
S	122	101,21	35,09	33,73	35,46

80 - 99,99 kg

100k SAU	2432	116,60	31,89	29,28	33,80
----------	------	--------	-------	-------	-------

37 427

**THIS INFORMATION IS PROTECTED AGAINST COPYING OR DISTRIBUTION WITHOUT PRIOR PERMISSION FROM THE RMAA BOARD.  
 FOR ENQUIRIES, PLEASE CONTACT RMAA AT TEL (012) 349 1237/8 or info@rmaa.co.za**

Disclaimer: In no event shall the RMAA be liable for any direct, special, indirect or consequential damages, or any other damages of any kind, including but not limited to loss of use, loss of profits, or loss of data, whether in an action in contract, tort (including but not limited to negligence), or otherwise, arising out of or in any way connected with the use of this information. While the RMAA takes great care in compiling the contents of this page, it is nevertheless only meant to provide non-binding general information and cannot replace detailed individual advice.

to help the prospective buyer make his decision. The RMAA does not guarantee that the information on these pages is up-to-date, accurate and complete.