NATIONAL SOUTH AFRICAN PRICE INFORMATION FOR WEEK 46

From 2023/11/13 To 2023/11/19

Class	Units	Avg Mass	Avg Purch	Avg Selling	Selling Min	Selling Max
CATTLE					Weighted 20%	
A2	9470	276,93	**53,64**	**55,48**	53,88	58,73
A3	920	292,62	**53,46**	**54,04**	52,79	55,83
AB2	568	307,25	**52,02**	**52,65**	50,02	55,41
AB3	134	281,49	**52,44**	**52,90**	50,03	55,05
B2	200	264,42	**47,69**	**49,19**	46,22	53,53
B3	160	280,11	**46,89**	**47,06**	46,60	48,63
C2	318	298,08	**47,73**	**49,03**	44,95	51,47
C3	133	290,59	**46,93**	**48,57**	44,94	51,13
	11 903					

Hide Feedlot	Weighted	3,30
Hide Field	Average	3,11
Dorper	ea	35,71
Merino	ea	46,29

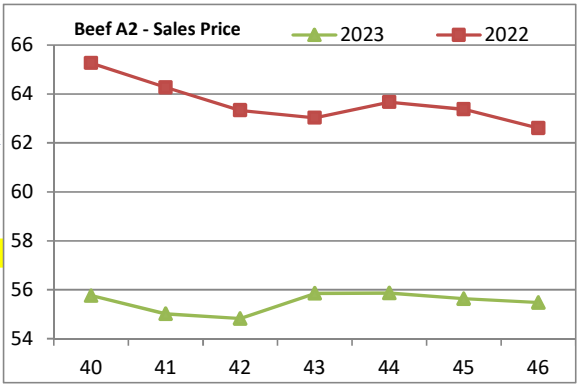

Class	Units	Avg Mass	Avg Purch	Avg Selling	Selling Min	Selling Max
LAMB/SHEEP					Weighted 20%	
A0	116	12,35	**55,73**	**71,07**	67,70	72,76
A1	785	14,34	**80,75**	**82,39**	81,10	83,28
A2	13410	20,65	**82,26**	**82,78**	82,12	84,96
A3	1327	22,99	**81,72**	**81,55**	78,94	85,09
A4	194	22,82	**74,44**	**76,28**	71,19	84,50
A5	36	22,95	**75,34**	**73,44**	61,59	83,50
A6	30	21,09	**71,48**	**70,27**	62,53	83,50
AB2	300	18,94	**71,65**	**72,38**	71,78	78,32
AB3	48	22,35	**78,71**	**79,34**	67,86	84,50
B2	300	24,43	**65,64**	**68,78**	63,04	74,17
B3	53	30,41	**64,14**	**65,09**	62,77	69,36
C2	813	23,67	**59,14**	**63,50**	62,53	65,13
C3	202	28,36	**60,52**	**63,66**	61,33	65,60
	17 614					

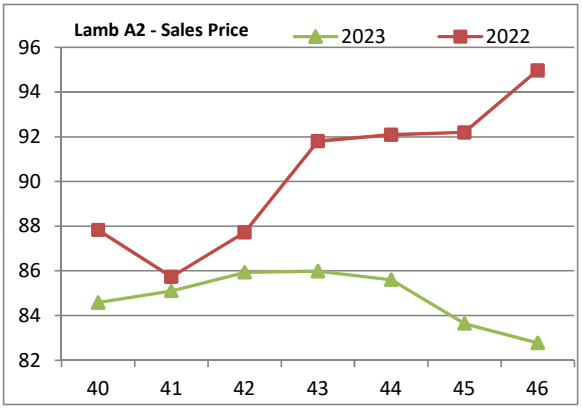

	Class	Units	Avg Mass	Avg Purch	Purch Min	Purch Max
	PIGS				Weighted 20%	
20 - 55,99 kg	P	832	51,79	**37,06**	33,62	38,89
	O	53	54,49	**35,79**	33,19	38,31
	R	21	49,07	**36,33**	32,25	37,50
	C	6	50,52	**31,05**	26,50	35,50
	U	146	61,62	**36,00**	36,00	36,00
	S					
56 - 64,99 kg	P	1345	63,30	**36,98**	36,45	37,44
	O	95	65,28	**36,85**	36,05	37,13
	R	8	63,00	**34,72**	29,50	36,75
	C					
	U					
	S					
65 - 79,99 kg	P	10085	79,58	**37,21**	36,14	38,49
	O	4201	83,45	**37,13**	35,65	38,77
	R	360	84,93	**36,38**	35,12	38,46
	C	28	84,20	**33,12**	26,17	37,17
	U					
	S	2	85,95	**35,17**	31,00	38,50
80 - 99,99 kg	P	6824	87,15	**36,80**	35,85	37,63
	O	6505	90,87	**36,58**	34,50	38,48
	R	790	92,22	**31,36**	25,40	37,64
	C	45	91,85	**33,06**	31,44	35,89
	U	4	89,60	**29,50**	29,50	29,50
	S	30	100,93	**31,03**	23,00	34,50
100k SAU		2293	114,06	**32,05**	28,68	34,82
		33 673				

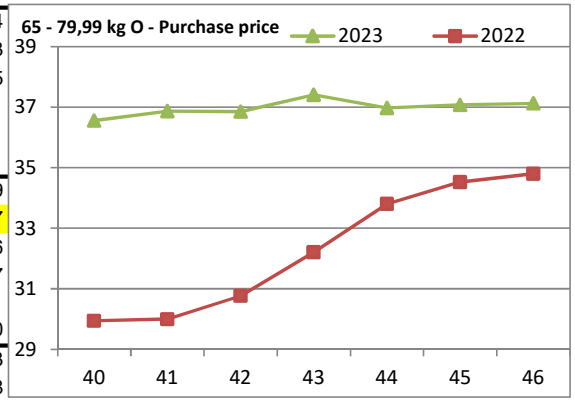

THIS INFORMATION IS PROTECTED AGAINST COPYING OR DISTRIBUTION WITHOUT PRIOR PERMISSION FROM THE RMAA BOARD.

FOR ENQUIRIES, PLEASE CONTACT RMAA AT TEL (012) 349 1237/8 or info@rmaa.co.za

Disclaimer: In no event shall the RMAA be liable for any direct, special, indirect or consequential damages, or any other damages of any kind, including but not limited to loss of use, loss of profits, or loss of data, whether in an action in contract, tort (including but not limited to negligence), or otherwise, arising out of or in any way connected with the use of this information. While the RMAA takes great care in compiling the contents of this page, it is nevertheless only meant to provide non-binding general information and cannot replace detailed individual advice

to help the prospective buyer make his decision. The RMAA does not guarantee that the information on these pages is up-to-date, accurate and complete.