


# WEEKLY LIVESTOCK REPORT




amt\_info




AMTsettingthetrend



01 Dec 2023



<https://www.youtube.com/@AMTrends>



[amtrends.co.za](http://amtrends.co.za)



## Cattle Prices

01 Dec 2023

### Class A2/3

Price (R/kg) - Carcass

**R53.55**

% Weekly Change

**1.54%**

Average A2 carcass mass (kg)

**277**

### Weaners

(average live mass = 250kg)

Price (R/kg) - Live

**R35.17**

% Weekly Change

**1.39%**

### Class C2/3

Price (R/kg) - Carcass

**R47.39**

% Weekly Change

**0.61%**

Ave C2 carcass mass (kg)

**258**

## Auctions R/kg Live Price

Western Cape - Class A2/3

**R28.00**

Eastern Free State - Class A2/3

**R29.55**

Free State/Eastern Cape - Class A2/3

**R31.63**

Western Cape - Class C2/3

**R26.00**

Eastern Free State - Class C2/3

**R23.95**

Mpumalanga - Class C2/3

**R24.50**

## Other Class Prices

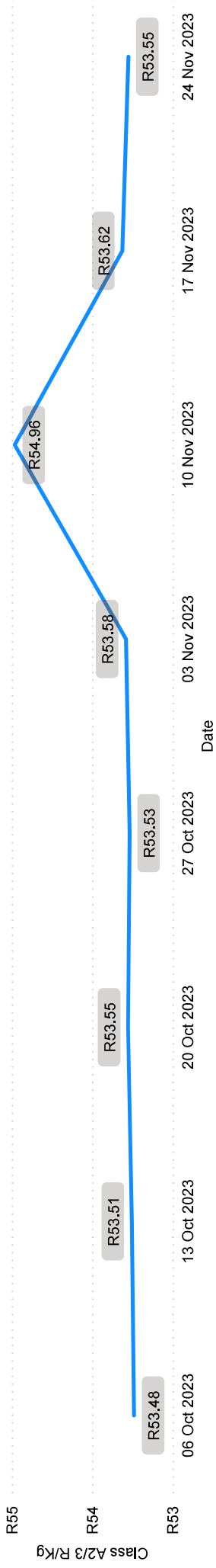
Class AB (R/kg) - Carcass

**R51.75**

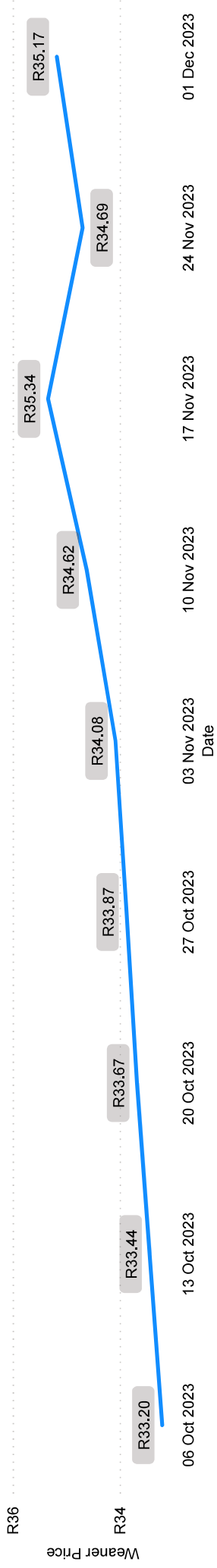
Class B (R/kg) - Carcass

**R48.68**

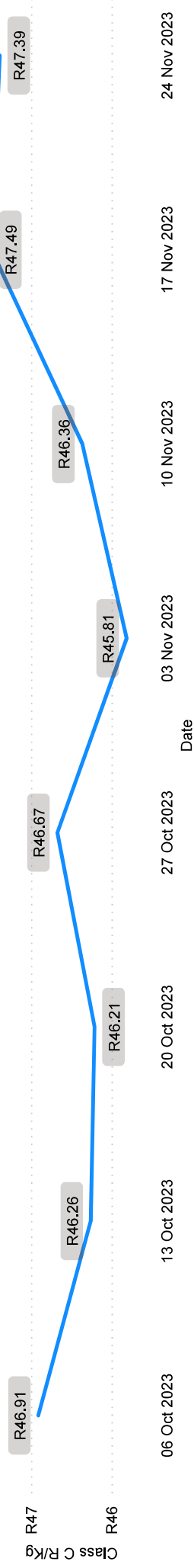
### Class A2/3 Price Per Week



### Weaner Price Per Week



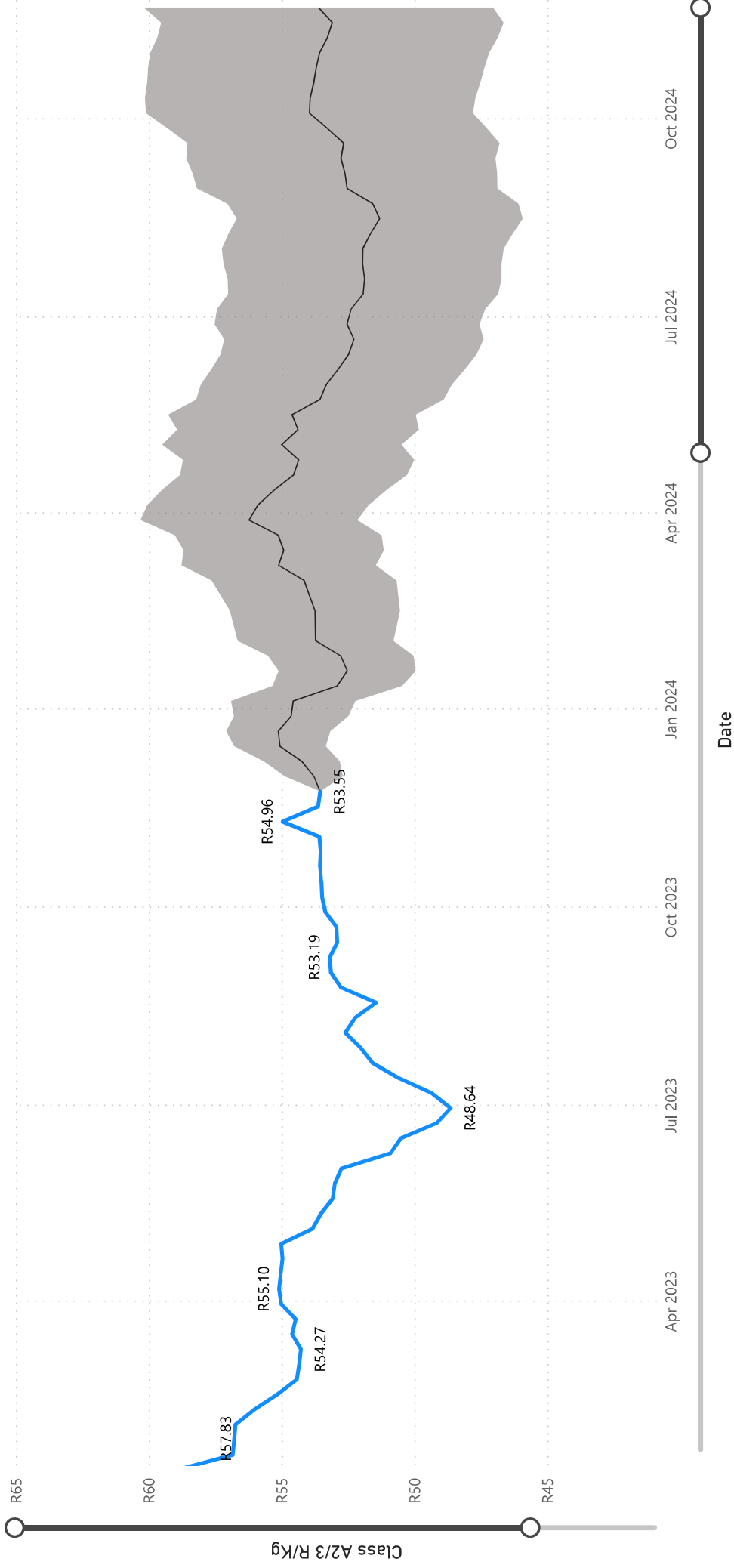
### Class C2/3 Price Per Week





# A2/3 Price Trend & Forecast

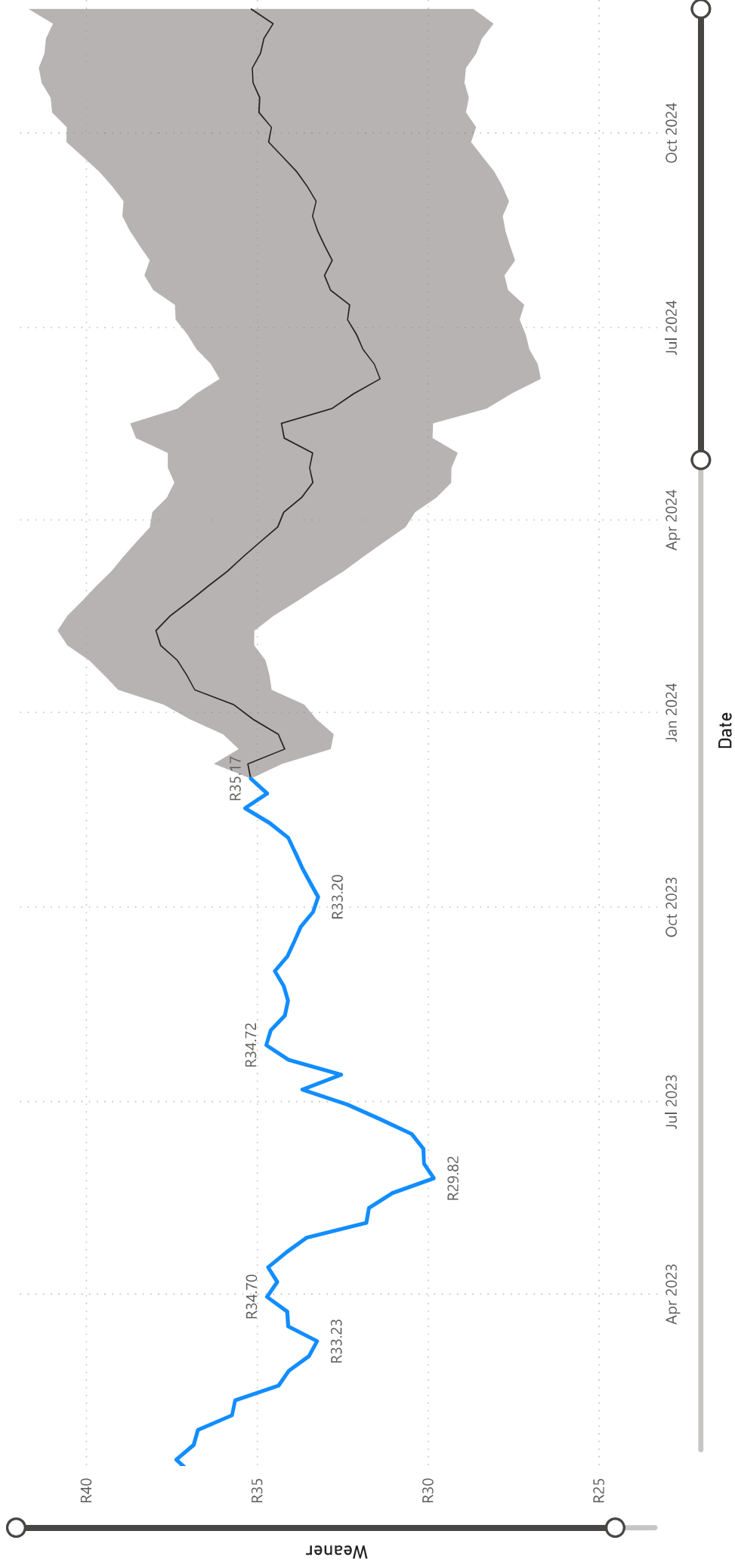
01 Dec 2023





# Weaner Price Trend & Forecast

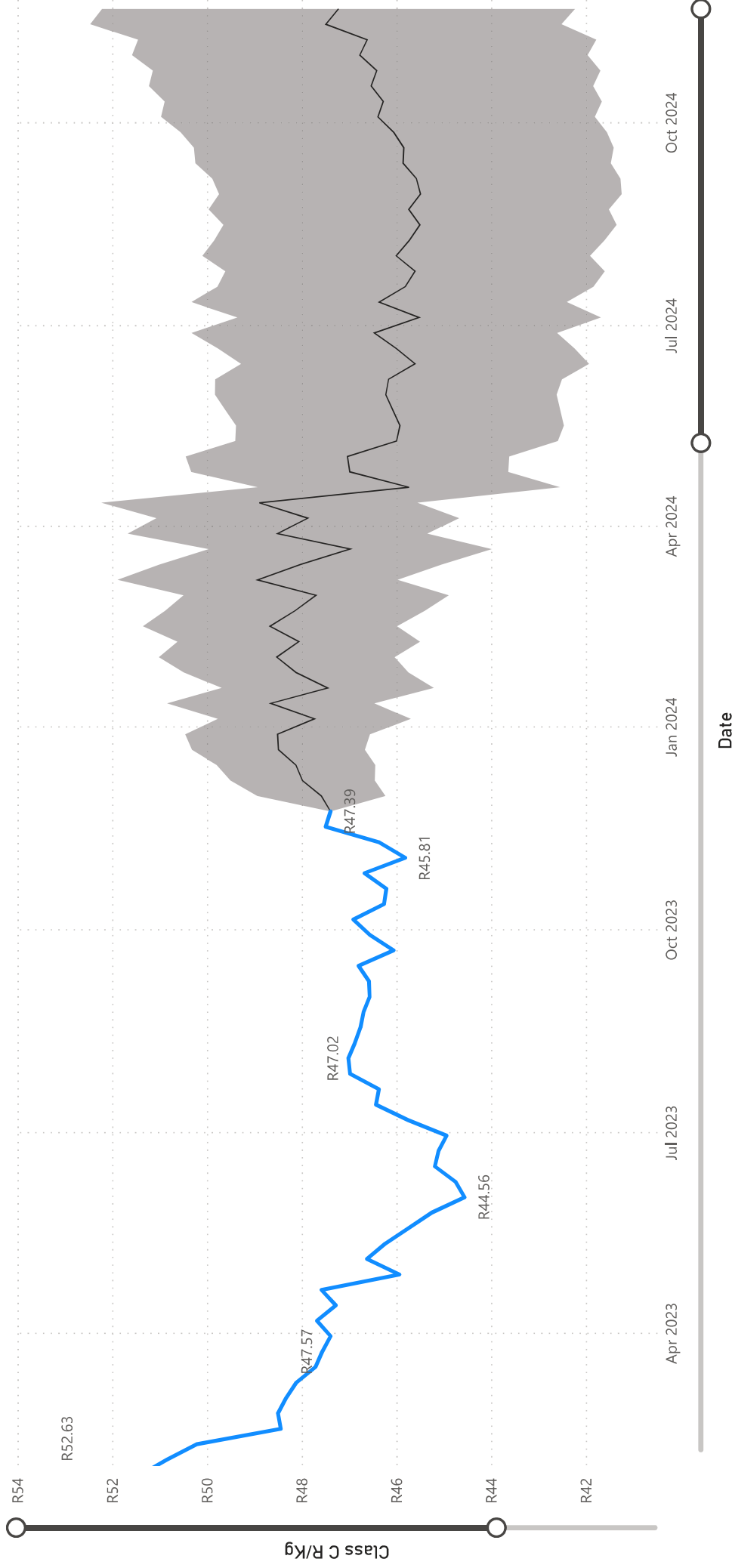
01 Dec 2023





# C2/3 Price Trend & Forecast

01 Dec 2023





## Sheep Prices

01 Dec 2023

### Class A2/3

Price (R/kg) - Carcass

**R83.10**

% Weekly Change

**0.54%**

Ave A3 carcass mass (kg)

**22.00**

### Feeder Lamb (Wool)

Price (R/kg) - Live

**R37.26**

% Weekly Change

**1.82%**

### Class C2/3

Price (R/kg) - Carcass

**R58.78**

% Weekly Change

**-0.53%**

Ave C3 carcass mass (kg)

**27.00**

## Regional Prices Feeder Lambs (Live)

North West

**R37.49**

Northern Cape

**R36.48**

Eastern Cape

**R37.00**

North & Eastern Free State

**R39.07**

Central Free State

**R36.75**

Southern Free State

**R36.75**

## Other Class Prices

Class AB (R/kg) - Carcass

**R70.78**


Class B (R/kg) - Carcass

**R63.76**

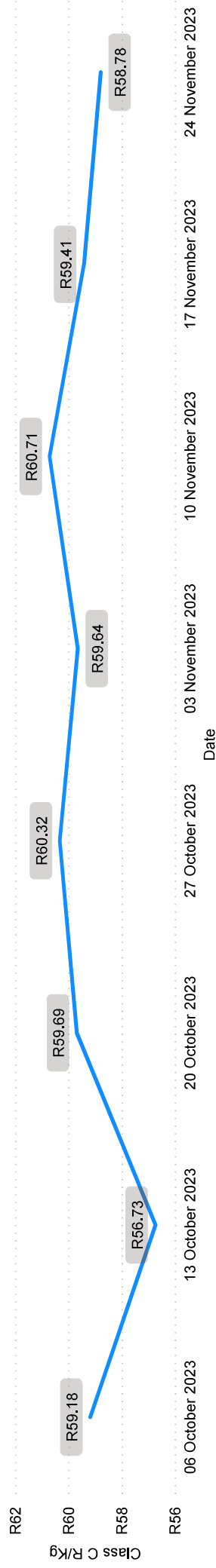
### Class A2/3 Price Per Week



### Feeder Wool Lamb Price Per Week



### Class C2/3 Price Per Week

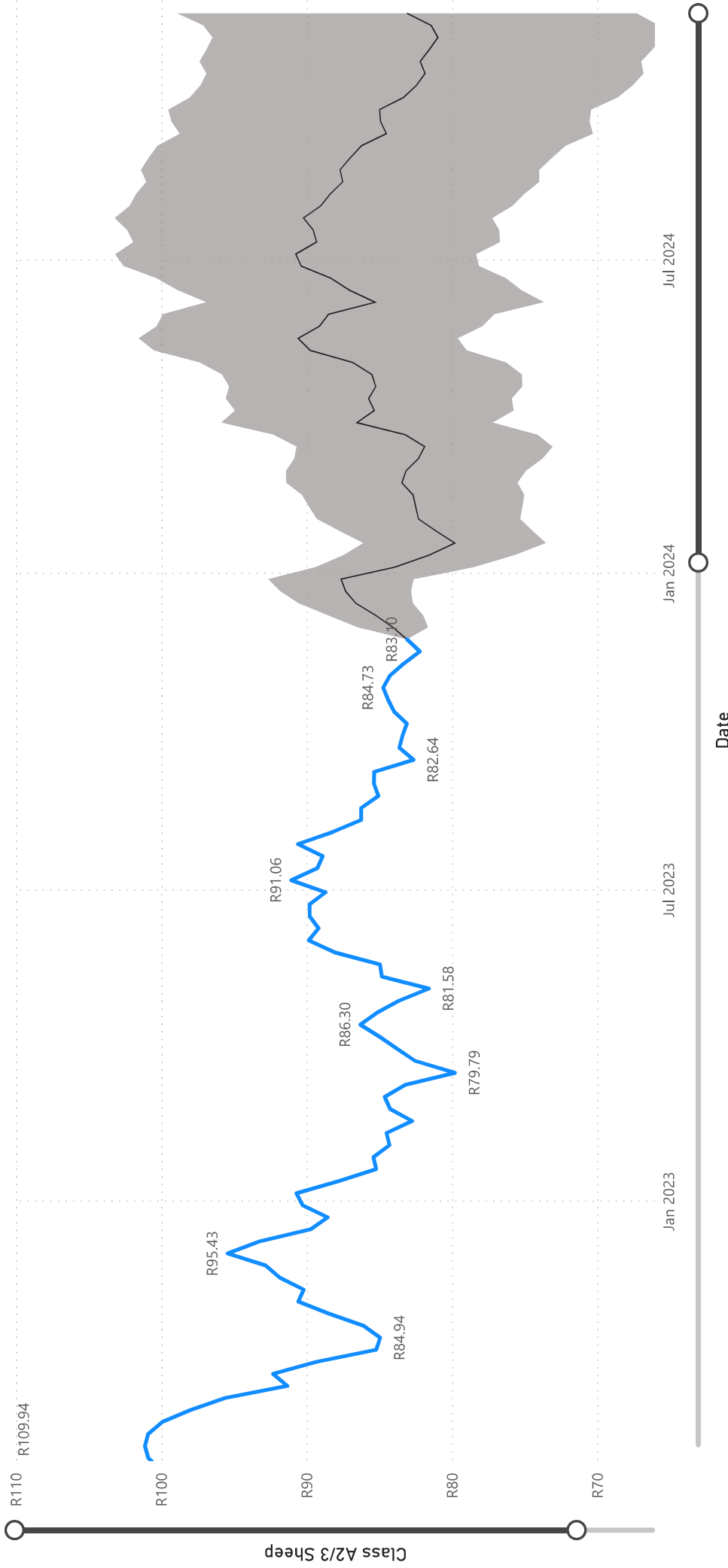






# A2/3 Price Trend & Forecast

01 Dec 2023

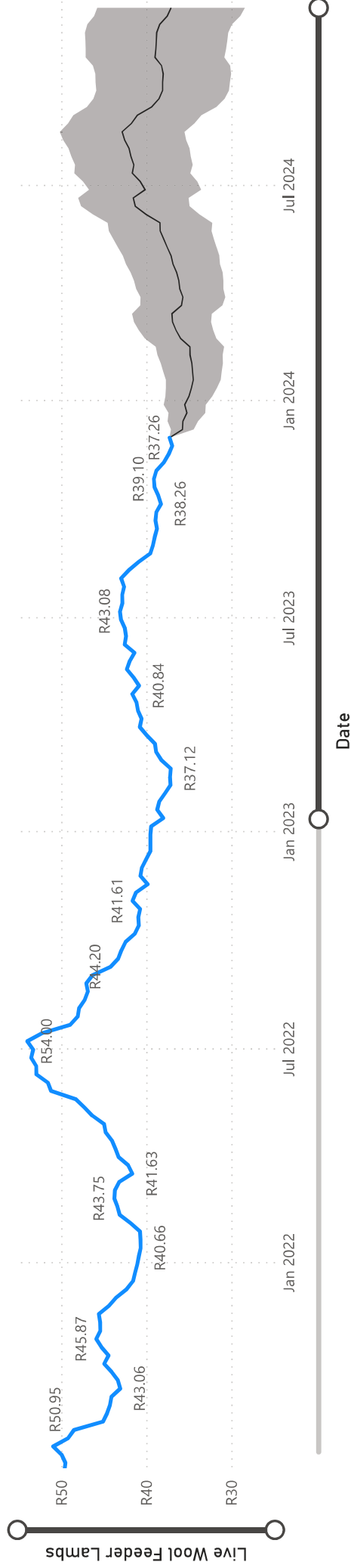




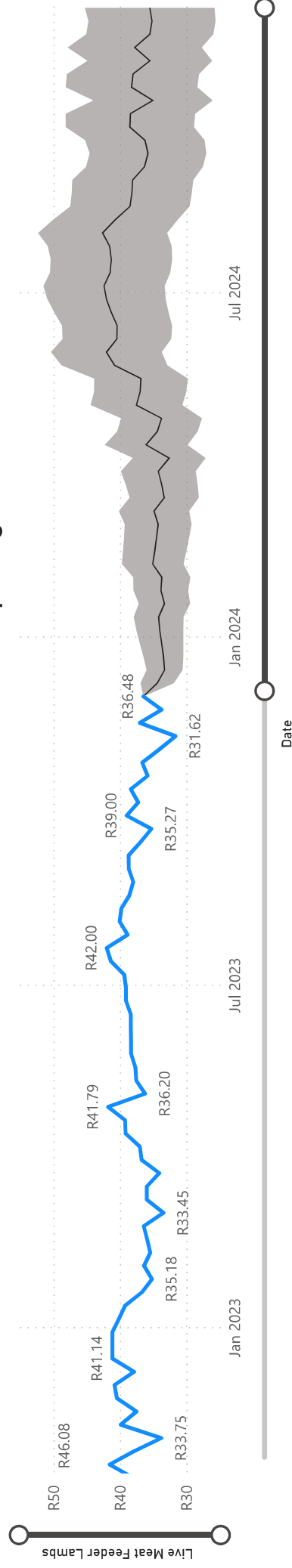
# Feeder Lambs Price Trend & Forecast

01 Dec 2023

## Wool Lamb Forecast



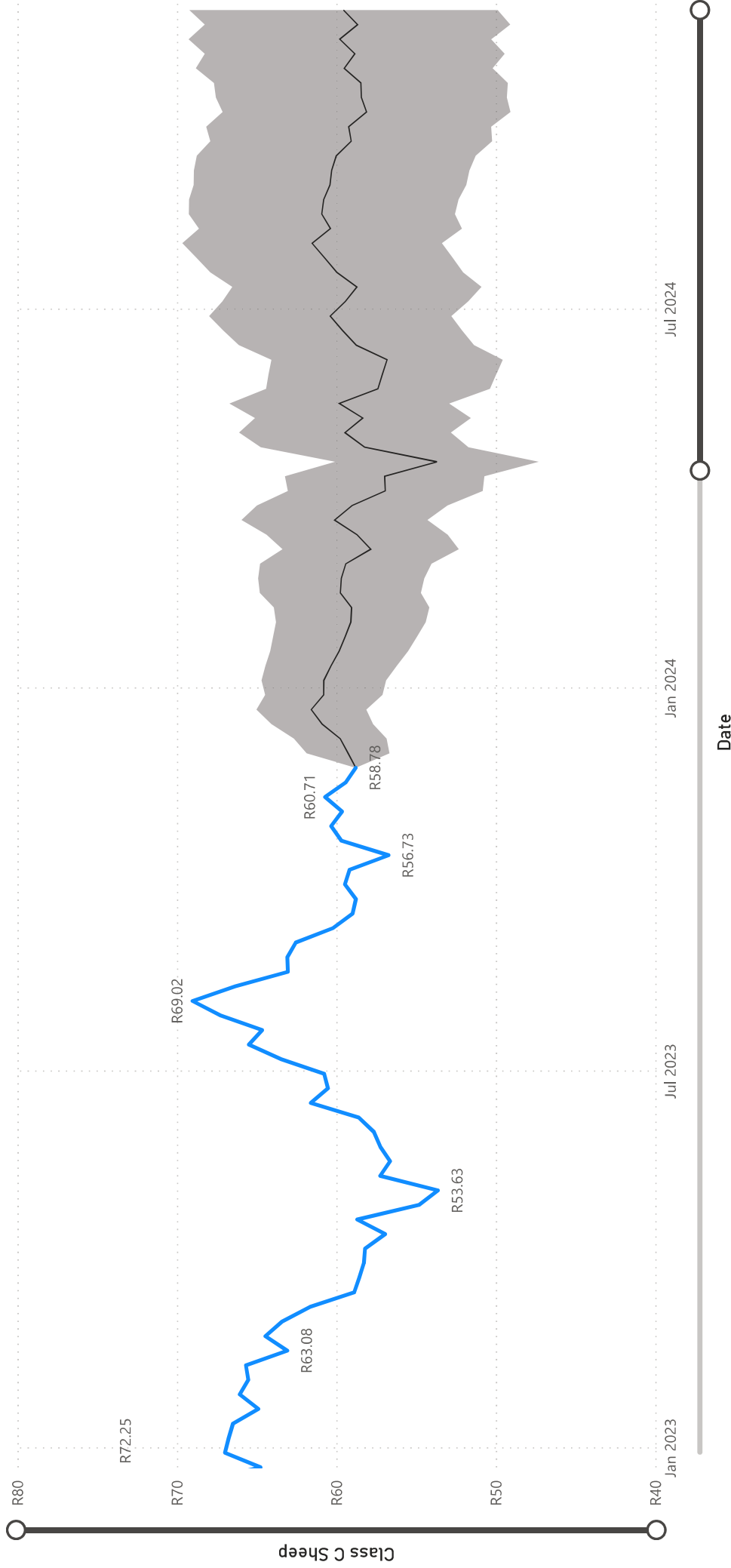
## Meat Lamb Forecast (Northern Cape region)





# C2/3 Price Trend & Forecast

01 Dec 2023





## Goat Prices

01 Dec 2023

### Large Goat

Price (R/kg) -Live Weight

**R50.23**

% Weekly Change

**34.20%**

### Goat Ewe

Price (R/kg) - Live Weight

**R40.84**

% Weekly Change

**10.23%**

### Small Goat

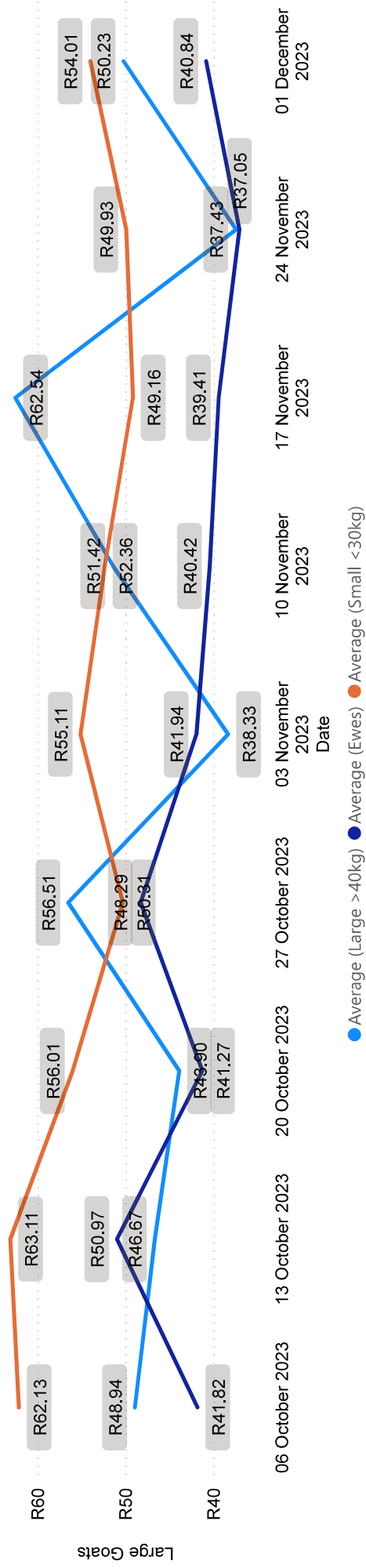
Price (R/kg) - Live Weight

**R54.01**

% Weekly Change

**8.17%**

### Goats Price Trends





# Large Goat Price Trend & Forecast

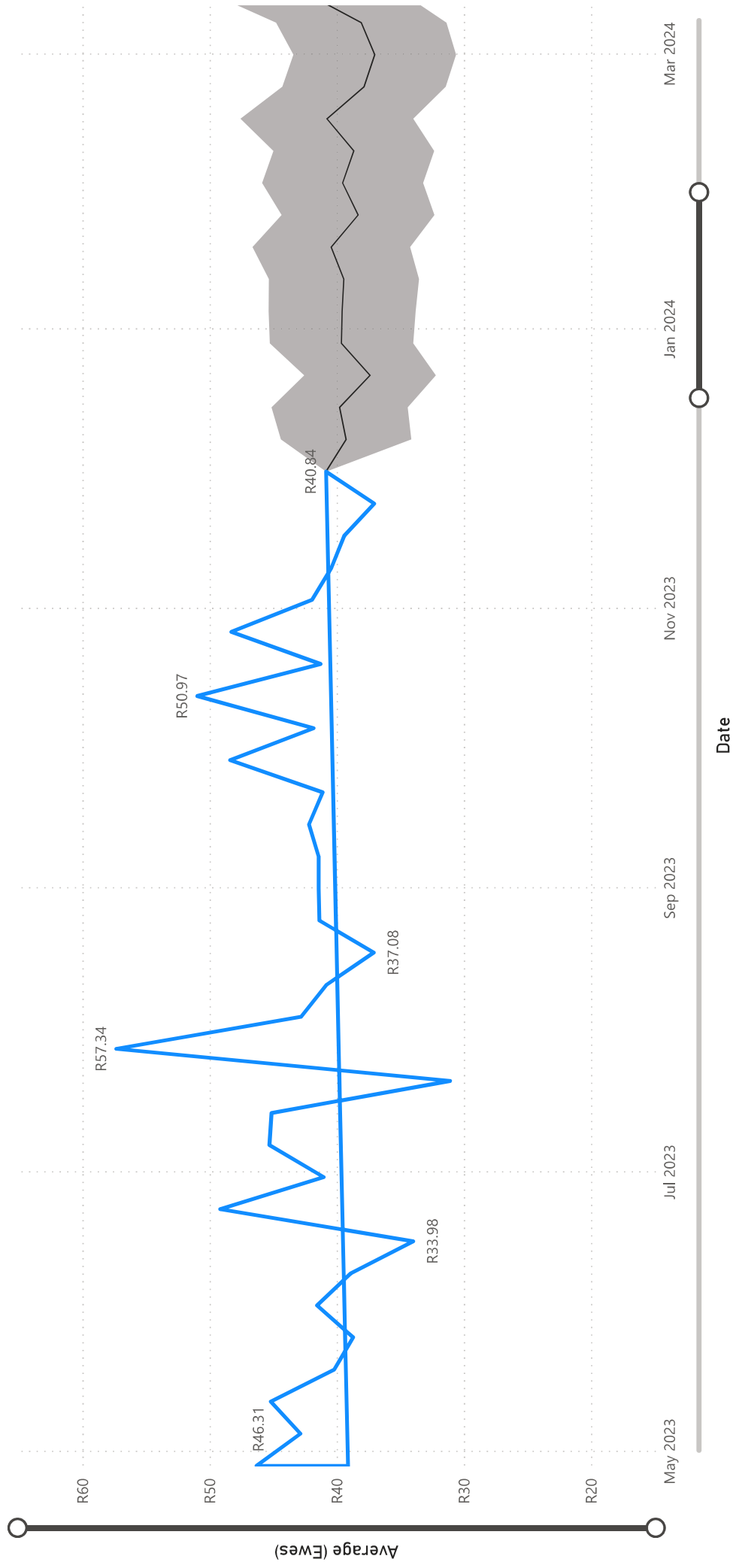
01 Dec 2023





# Goat Ewes Price Trend & Forecast

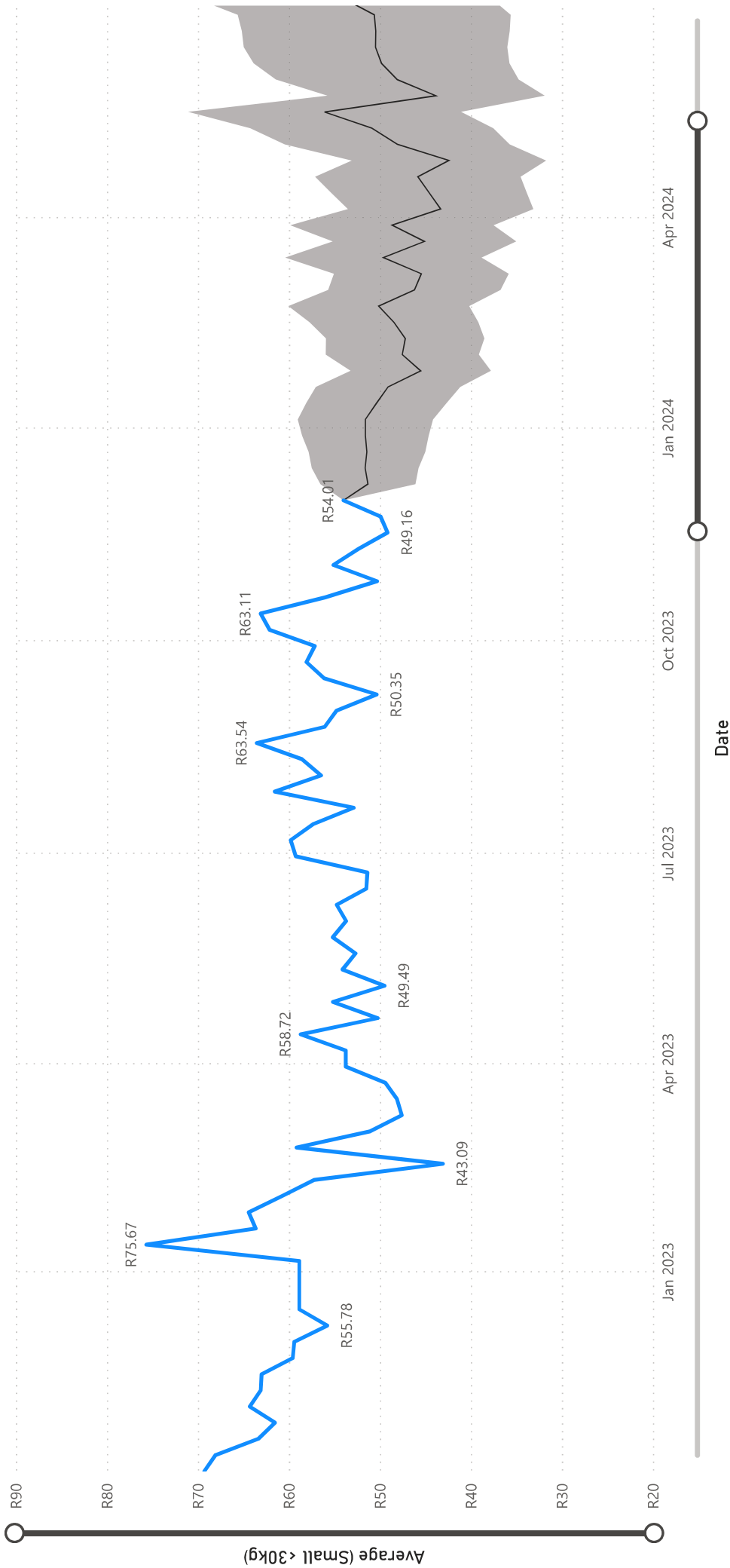
01 Dec 2023





# Small Goats Price Trend & Forecast

01 Dec 2023





## Poultry Prices

01 Dec 2023

### Poultry Frozen

Price (R/kg)

**R37.75**

% Weekly Change

**-0.61%**

### Poultry Fresh

Price (R/kg)

**R38.35**

% Weekly Change

**-0.36%**

### Poultry IQF

Price (R/kg)

**R34.11**

% Weekly Change

**0.18%**

### Broiler Prices

FOB Georgia R/kg

**R66.38**

Import Parity R/Kg

**R71.63**

### EU Prices

Chicken Legs R/Kg

**R14.58**

Chicken Grillers R/Kg

**R19.22**

### Quarter Legs Prices

Georgia FOB R/Kg


**R17.09**

Import Parity R/Kg


**R23.15**



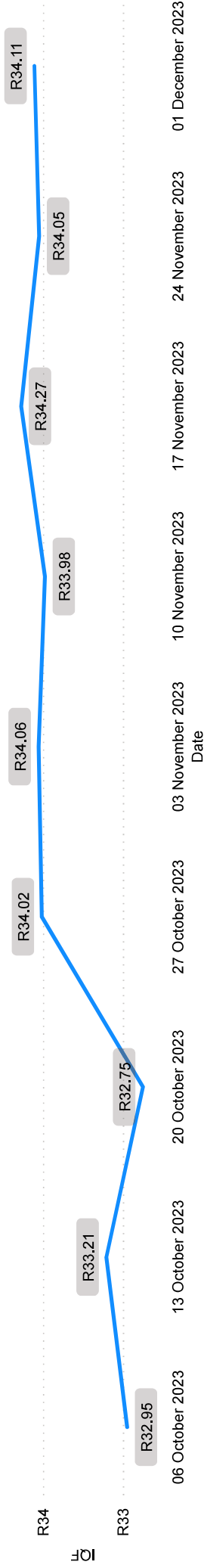
### Frozen Poultry Week



### Fresh Poultry Week



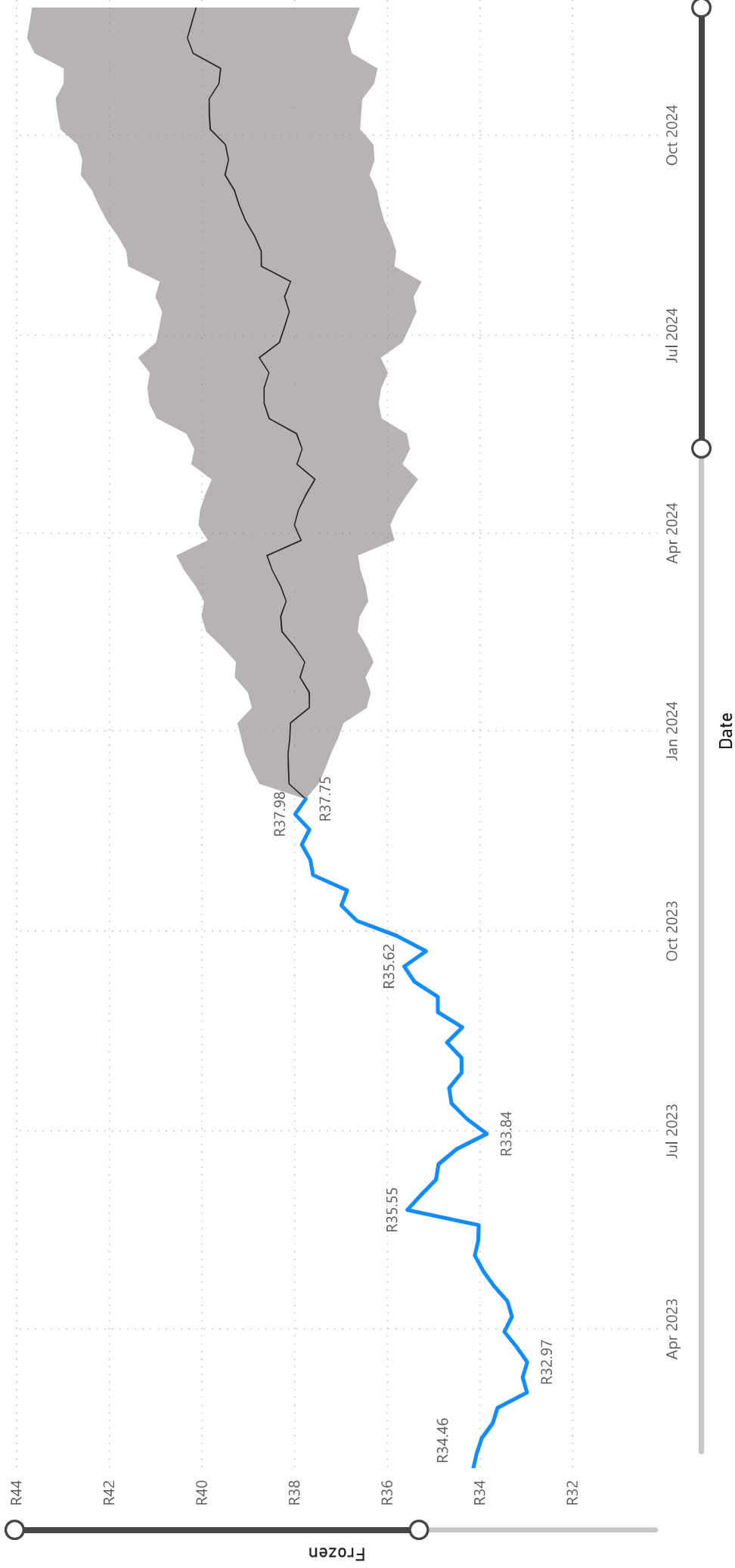
### IQF Poultry Week





# Frozen Price Trend & Forecast

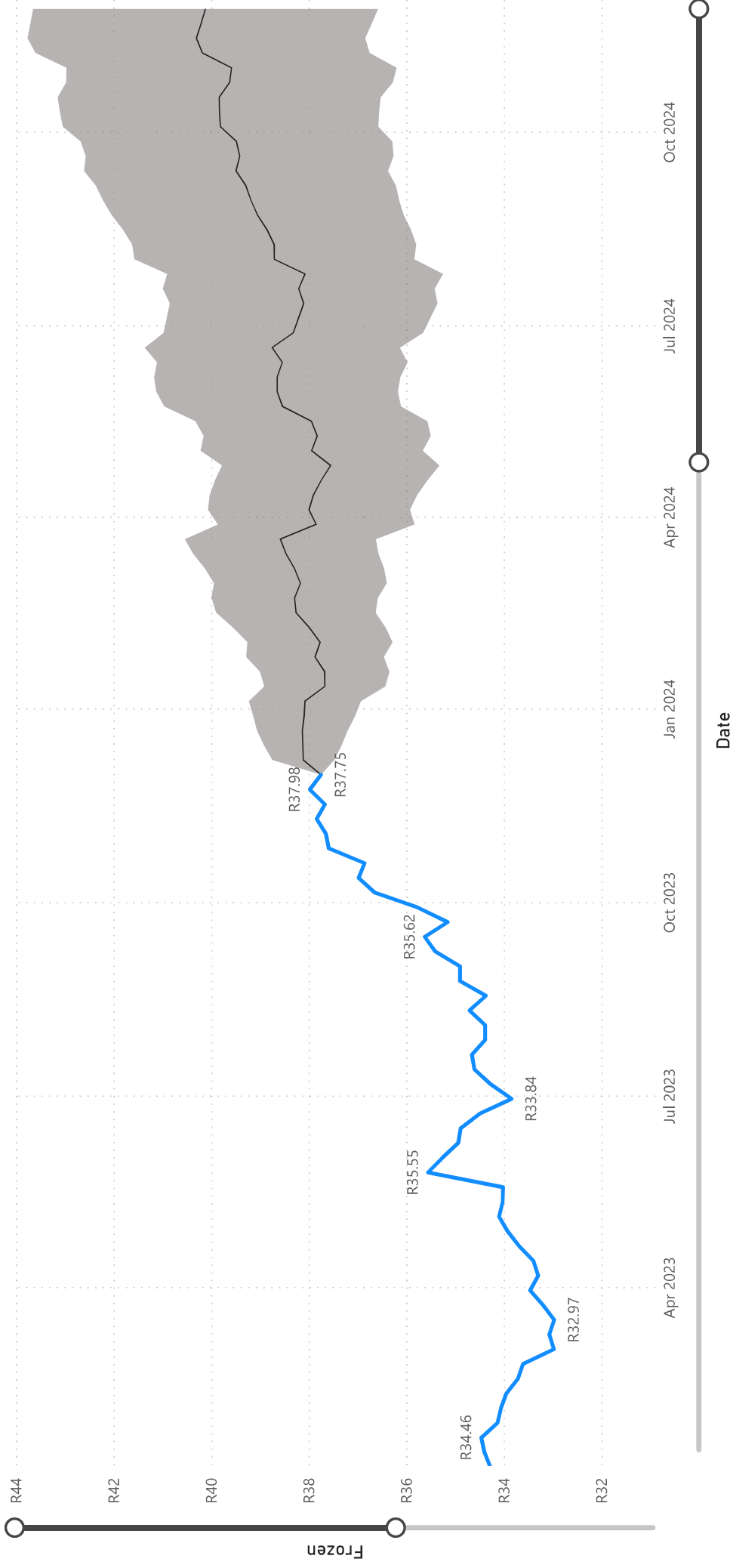
01 Dec 2023





# Fresh Price Trend & Forecast

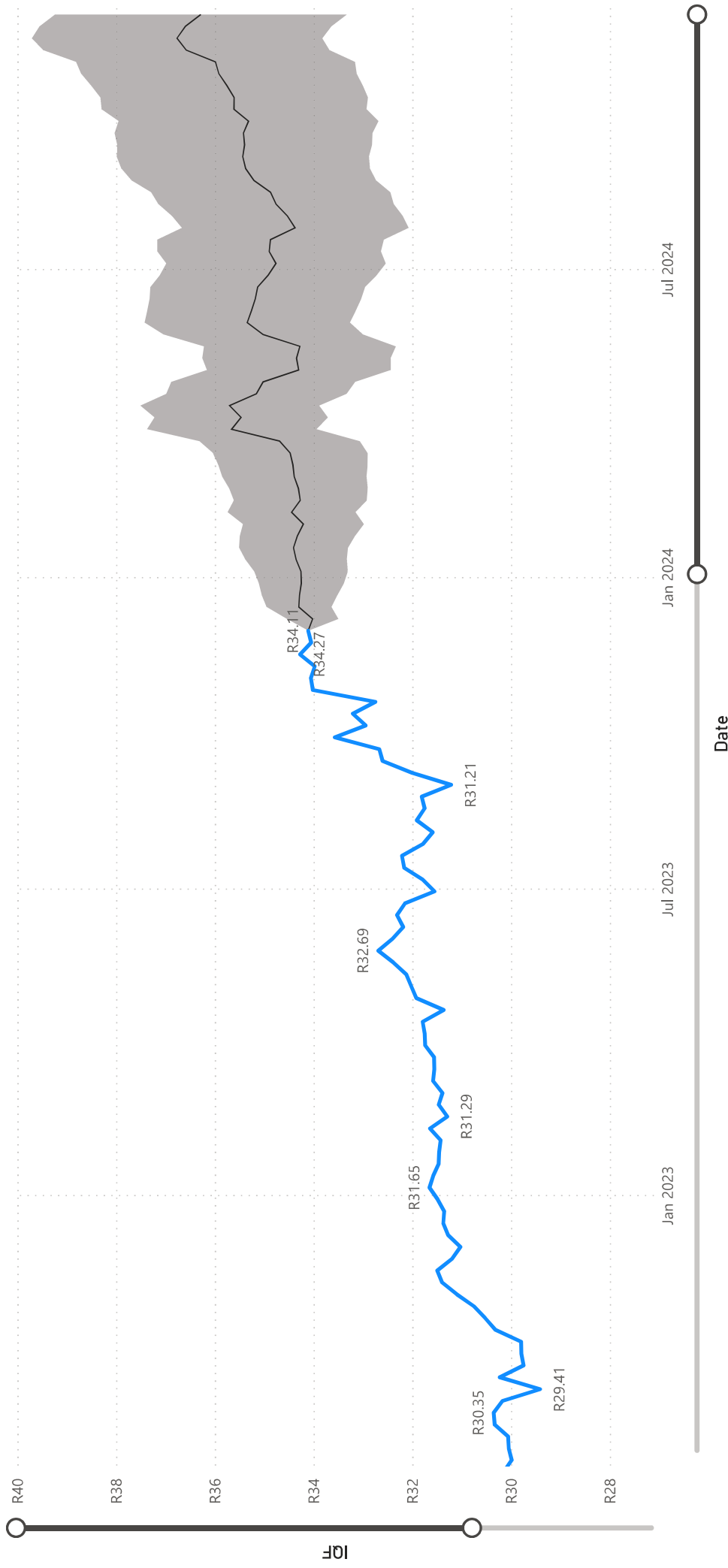
01 Dec 2023





# IQF Price Trend & Forecast

01 Dec 2023





## Pork Prices

01 Dec 2023

### Baconer

Price (R/kg)

**R36.68**

% Weekly Change

**-0.65%**

### Porker

Price (R/kg)

**R37.41**

% Weekly Change

**0.82%**

### Sausage

Price (R/kg)

**R31.28**

% Weekly Change

**-1.22%**

## International Prices

EU Price (EU/kg)

**€ 2.10**

US - Barrow and Gilt Price (\$/cwt)

**\$58.60**

EU Price (R/kg)

**R45.30**

US Prices (R/kg)

**R24.33**


EU Import Parity Price (R/kg)

**R52.09**

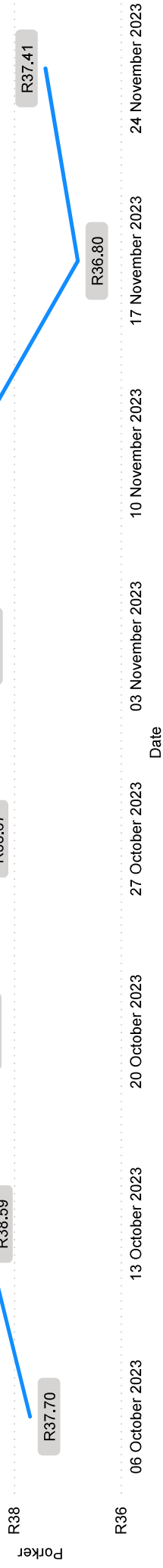
US Import Parity Prices (R/kg)

**R27.98**


### Baconer Price Per Week



### Pork Price Per Week



### Sausage Price Per Week





# Pork Prices Classes

01 Dec 2023

## Porkers (c/kg)

Week	PPO Price	OPO Price	RPO Price	CPO Price	UPO Price	SPO Price
20 Oct 2023	3884	3811	3709	0	0	0
27 Oct 2023	3879	3721	3628	3100	3100	2986
03 Nov 2023	3883	3814	3589	3550	0	0
10 Nov 2023	3896	3795	3005	2520	3100	0
17 Nov 2023	3706	3579	3633	3105	3600	0
24 Nov 2023	3756	3630	3503	2766	3073	3024

## Porkers (c/kg)

Week	CP Price	CO Price	CR Price
20 Oct 2023	3702	3669	3318
27 Oct 2023	3717	3705	3649
03 Nov 2023	3705	3677	6483
10 Nov 2023	3707	3649	3337
17 Nov 2023	3698	3685	3472
24 Nov 2023	3634	3633	3484

## Baconers (c/kg)

Week	PBA Price	OBA Price	RBA Price	CBA Price	UBA Price	SBA Price
20 Oct 2023	3728	3685	3601	3268	3350	2909
27 Oct 2023	3779	3741	3687	3410	3281	0
03 Nov 2023	3782	3698	3656	3313	3230	3900
10 Nov 2023	3754	3708	3627	3266	3278	3024
17 Nov 2023	3721	3713	3638	3312	0	3517
24 Nov 2023	3675	3665	3590	3301	3586	3099

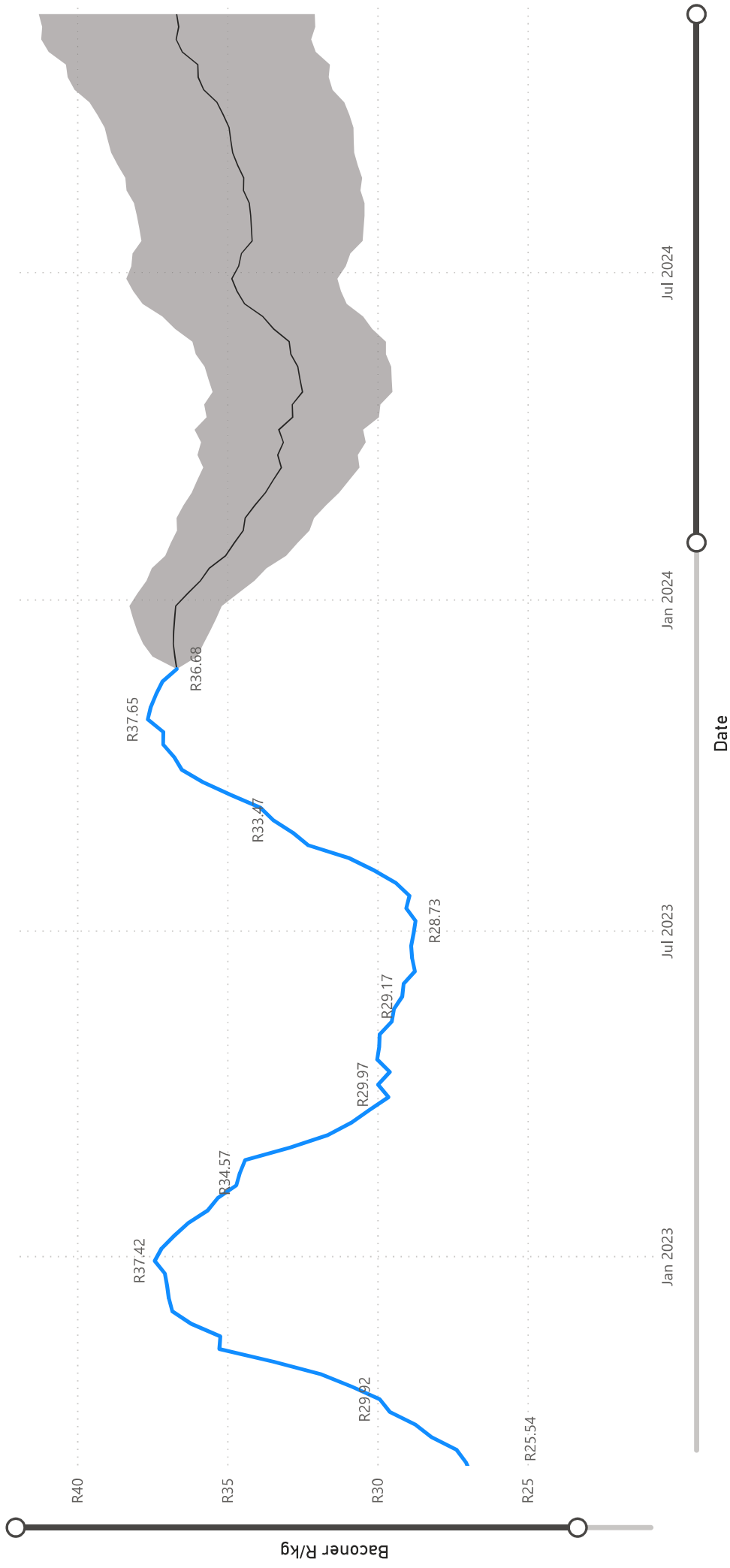
## Baconers (c/kg)

Week	HP Price	HO Price	HR Price
20 Oct 2023	3681	3617	3589
27 Oct 2023	3709	3693	3651
03 Nov 2023	3686	3661	3610
10 Nov 2023	3695	3652	3591
17 Nov 2023	3680	3658	3136
24 Nov 2023	3664	3633	3568



# Baconer Price Trend & Forecast

01 Dec 2023

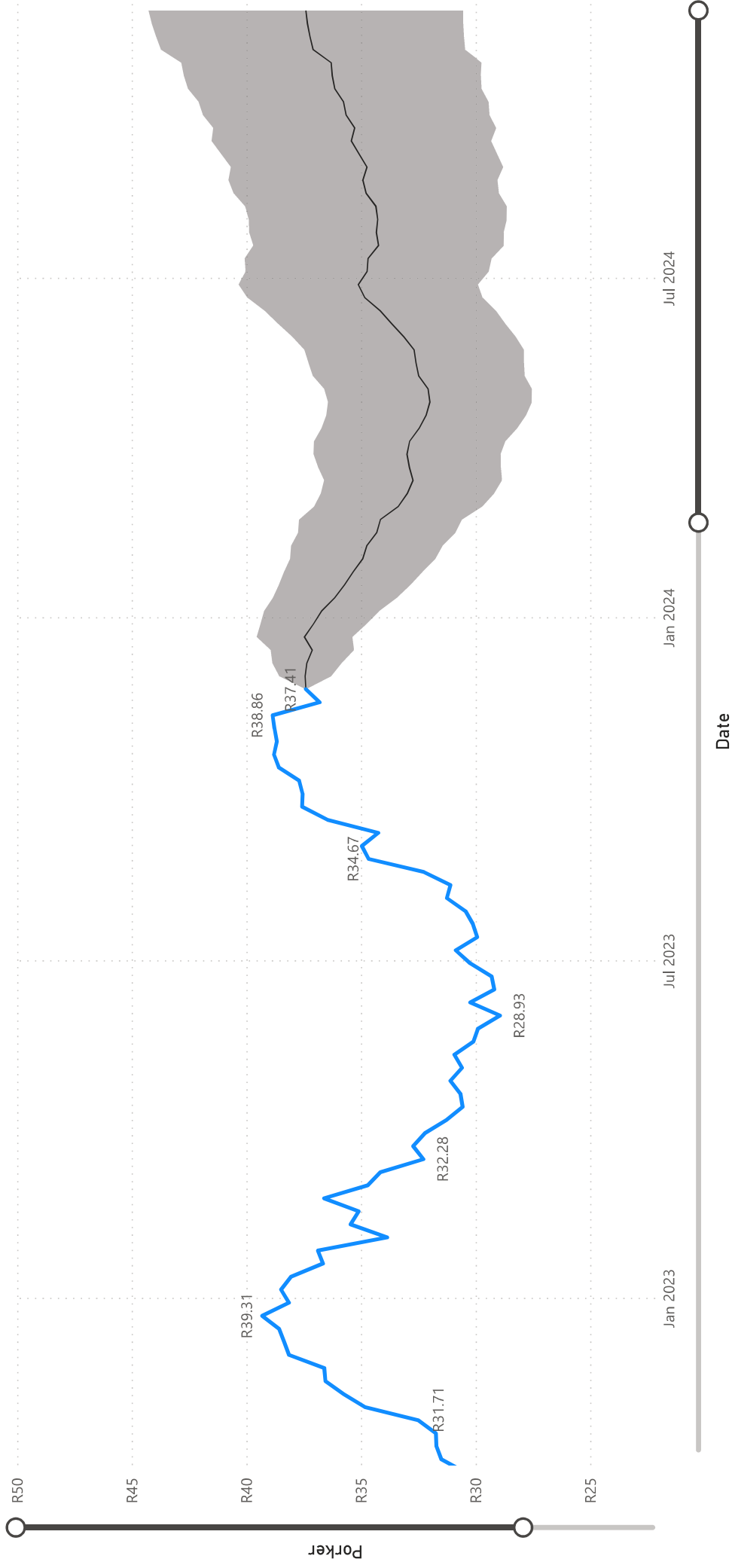






# Porker Price Trend & Forecast

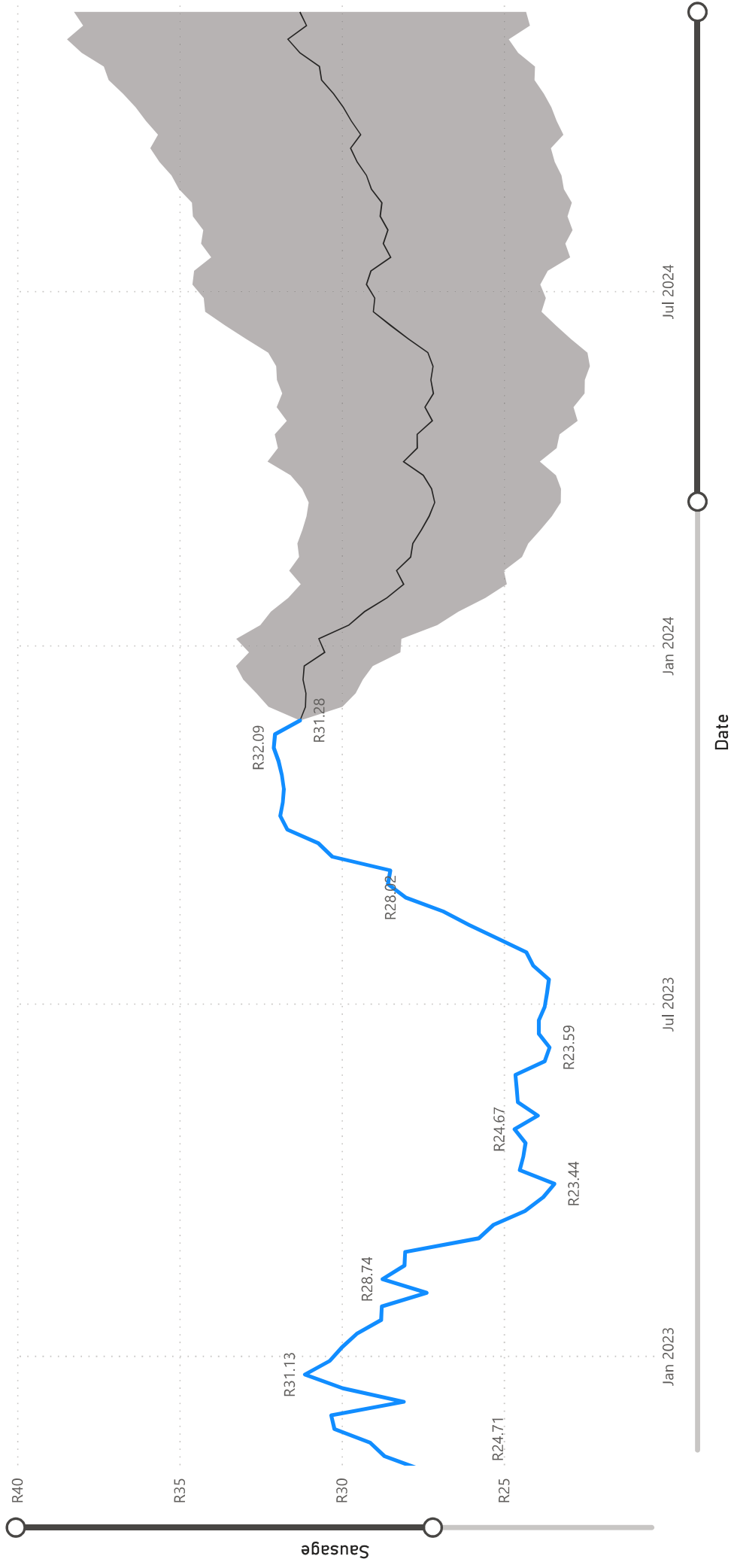
01 Dec 2023





# Sausage Price Trend & Forecast

01 Dec 2023





## Feed Prices

01 Dec 2023

### Sunflower

Price (R/t)

**R9 340**

% Weekly Change  
**2.24%**

### Maize

Price (R/t)

**R4 105**

% Weekly Change  
**2.11%**

### Lucerne Grade 1

Price (R/t)

**R3 400**

% Weekly Change  
**13.33%**

### Soy Meal (48% cif)

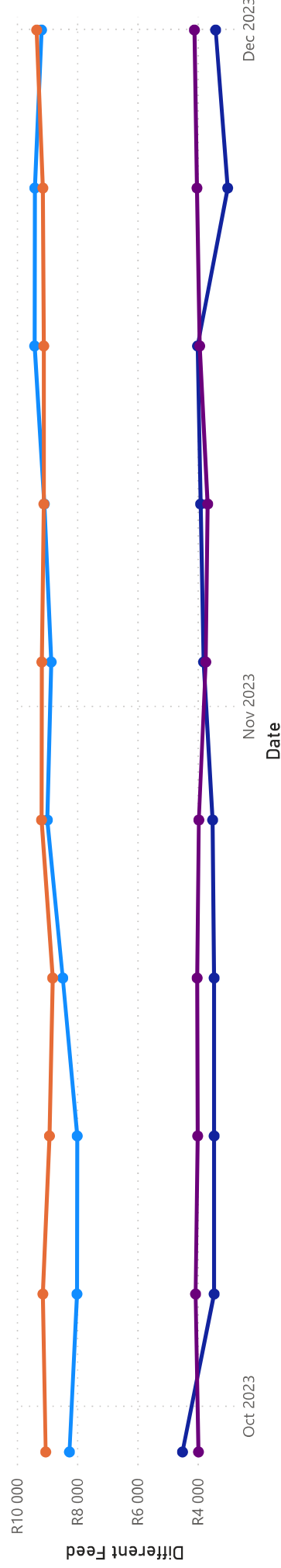
Price (R/t)

**R9 180**

% Weekly Change  
**-2.35%**

## Feed Price trend for 10 Weeks

● Soy meal (48% cif) ● Lucerne Grade 1 ● Sunflower ● Yellow Maize



# Feed Cost Price Trend

