

## NATIONAL SOUTH AFRICAN PRICE INFORMATION FOR WEEK 48

Class Units Avg Mass Avg Purch Avg Selling Selling Min Selling Max  
**CATTLE**  
 Weighted 20%

From 2023/11/27 To 2023/12/03

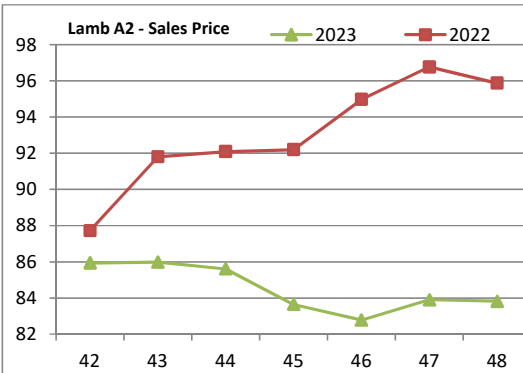
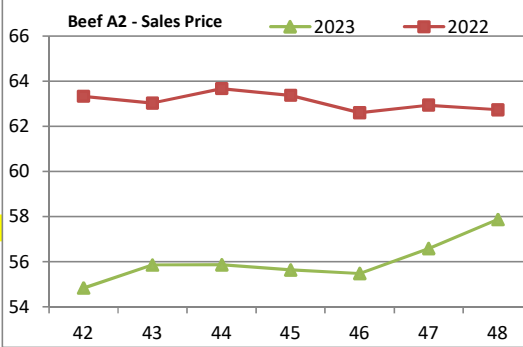
Class	Units	Avg Mass	Avg Purch	Avg Selling	Selling Min	Selling Max
A2	10751	278,47	54,61	57,93	55,54	61,28
A3	865	295,87	54,28	58,39	54,50	62,59
AB2	789	276,48	52,26	53,13	50,71	58,01
AB3	113	292,98	52,76	53,23	51,50	55,47
B2	213	262,33	48,78	49,95	46,62	54,67
B3	49	282,01	50,42	51,68	47,50	53,95
C2	609	251,76	47,90	50,38	45,60	53,36
C3	239	287,74	49,12	51,04	46,27	53,50

Hide Feedlot	Weighted	3,33
Hide Field	Average	3,10
Dorper	ea	32,14
Merino	ea	44,19

13 628

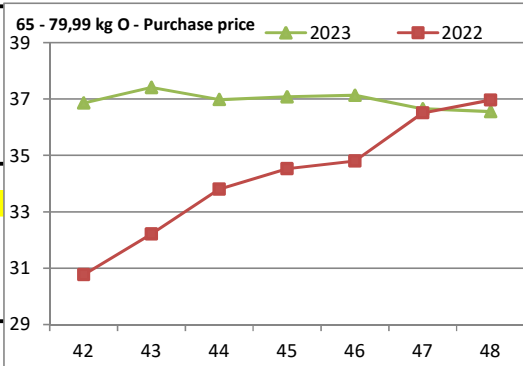
Class Units Avg Mass Avg Purch Avg Selling Selling Min Selling Max  
**LAMB/SHEEP**  
 Weighted 20%

Class	Units	Avg Mass	Avg Purch	Avg Selling	Selling Min	Selling Max
A0	281	12,53	51,56	70,56	62,23	74,65
A1	1831	14,61	81,00	82,86	80,79	83,93
A2	16990	19,61	82,51	83,81	82,60	84,98
A3	1860	20,85	81,82	83,91	82,27	84,98
A4	409	21,28	69,82	73,83	69,65	86,28
A5	109	22,54	63,14	62,73	60,38	67,99
A6	72	21,60	62,24	61,13	59,20	62,07
AB2	440	17,86	65,20	71,57	68,37	76,81
AB3	73	18,92	64,34	71,88	69,31	76,88
B2	669	22,14	60,98	69,02	64,99	72,14
B3	151	24,71	54,12	65,24	64,52	67,69
C2	1798	23,27	57,83	63,81	61,91	65,01
C3	249	26,58	57,52	62,86	61,01	65,12



Class Units Avg Mass Avg Purch Purch Min Purch Max  
**PIGS**  
 Weighted 20%

Class	Units	Avg Mass	Avg Purch	Purch Min	Purch Max
P	1601	51,91	37,42	33,35	39,84
O	55	55,89	36,72	34,85	38,65
R	10	51,92	33,59	27,50	36,29
C	9	52,39	29,90	28,37	33,00
U	2	50,65	27,71	27,71	27,71
S	1	53,90	30,00	30,00	30,00
P	1447	63,50	35,63	33,12	36,95
O	118	66,08	36,38	35,96	37,00
R	4	66,50	36,00	36,00	36,00
C	2	61,40	33,50	33,50	33,50
U					
S					
P	10690	77,00	36,18	34,64	37,26
O	5274	83,32	36,55	35,44	37,14
R	381	86,71	35,92	34,60	36,90
C	47	83,63	33,07	29,56	34,61
U	2	84,25	31,47	30,00	33,00
S	11	79,69	31,31	30,25	34,17
P	9403	86,99	36,24	35,82	37,03
O	7275	90,67	36,15	35,57	37,02
R	467	93,49	35,44	33,49	36,51
C	21	94,95	31,80	25,38	34,38
U	1	96,50	32,00	32,00	32,00
S	124	98,43	25,28	23,00	31,36
<b>SAU</b>	<b>2018</b>	<b>121,51</b>	<b>31,59</b>	<b>26,76</b>	<b>34,64</b>



38 963

**THIS INFORMATION IS PROTECTED AGAINST COPYING OR DISTRIBUTION WITHOUT PRIOR PERMISSION FROM THE RMAA BOARD.**

**FOR ENQUIRIES, PLEASE CONTACT RMAA AT TEL (012) 349 1237/8 or info@rmaa.co.za**

Disclaimer: In no event shall the RMAA be liable for any direct, special, indirect or consequential damages, or any other damages of any kind, including but not limited to loss of use, loss of profits, or loss of data, whether in an action in contract, tort (including but not limited to negligence), or otherwise, arising out of or in any way connected with the use of this information. While the RMAA takes great care in compiling the contents of this page, it is nevertheless only meant to provide non-binding general information and cannot replace detailed individual advice to help the prospective buyer make his decision. The RMAA does not guarantee that the information on these pages is up-to-date, accurate and complete.