

NATIONAL SOUTH AFRICAN PRICE INFORMATION FOR WEEK 49

Class Units Avg Mass Avg Purch Avg Selling Selling Min Selling Max
CATTLE
 Weighted 20%

From 2023/12/04 To 2023/12/10

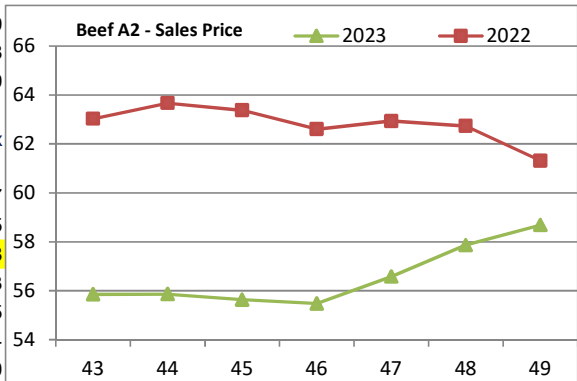
Class	Units	Avg Mass	Avg Purch	Avg Selling	Selling Min	Selling Max
A2	11919	284,48	55,87	58,69	56,63	62,88
A3	782	298,52	55,26	58,66	55,92	62,85
AB2	695	288,23	53,79	54,92	50,84	59,82
AB3	99	287,92	53,93	55,23	52,25	60,38
B2	311	274,35	49,49	50,80	47,17	54,84
B3	64	299,52	49,78	51,16	47,12	54,89
C2	619	251,59	48,01	49,37	46,01	51,68
C3	283	290,07	49,81	51,27	47,48	53,59

Hide Feedlot	Weighted	3,35
Hide Field	Average	3,15
Dorper	ea	32,86
Merino	ea	44,19

14 772

Class Units Avg Mass Avg Purch Avg Selling Selling Min Selling Max
LAMB/SHEEP
 Weighted 20%

Class	Units	Avg Mass	Avg Purch	Avg Selling	Selling Min	Selling Max
A0	169	13,70	58,93	73,82	70,78	82,77
A1	1250	14,76	80,44	82,68	80,97	84,25
A2	15552	19,88	82,33	83,73	82,52	85,48
A3	1715	22,12	81,35	82,83	81,21	84,93
A4	334	21,80	69,83	74,52	70,00	79,95
A5	60	21,28	59,10	63,01	59,64	70,34
A6	40	20,43	62,03	63,40	60,40	70,00
AB2	408	18,34	67,00	74,04	69,21	79,35
AB3	80	19,38	64,31	72,98	70,68	74,34
B2	444	22,33	61,78	69,78	63,54	74,21
B3	108	22,80	56,51	64,48	62,51	68,98
C2	1461	24,43	58,99	64,28	63,15	65,03
C3	258	27,67	59,71	63,67	61,58	65,16

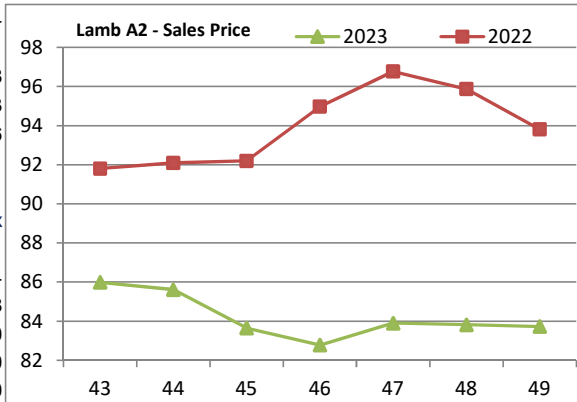


21 879

Class Units Avg Mass Avg Purch Purch Min Purch Max
PIGS
 Weighted 20%

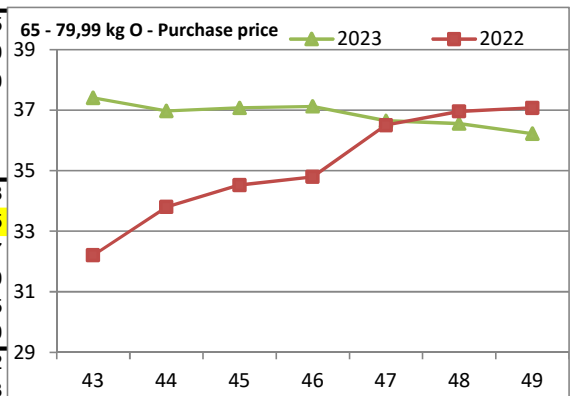
20 - 55,99 kg

P	1375	50,97	36,40	32,49	39,84
O	88	52,59	35,71	34,00	37,88
R	9	49,03	33,24	31,00	34,00
C	1	42,10	23,00	23,00	23,00
U	1	47,70	22,00	22,00	22,00
S					



56 - 64,99 kg

P	1668	62,66	35,39	34,86	36,65
O	161	63,88	35,58	34,16	37,00
R	8	63,08	33,49	31,25	35,70
C					
U					
S					



65 - 79,99 kg

P	11081	77,53	35,59	34,82	36,68
O	5644	83,82	36,22	34,93	36,95
R	320	85,77	35,16	33,33	35,87
C	24	82,17	31,68	25,61	34,40
U	3	83,53	33,72	31,50	34,95
S	3	86,13	31,88	29,50	35,00

80 - 99,99 kg

P	9650	86,27	35,41	34,94	36,02
O	6653	90,05	35,30	34,56	36,03
R	431	92,65	34,39	32,29	35,42
C	15	96,32	32,18	31,95	32,50
U					
S	20	99,65	25,56	22,13	32,38

100k SAU	1361	132,13	29,74	25,10	34,33
-----------------	------	--------	-------	-------	-------

38 516

**THIS INFORMATION IS PROTECTED AGAINST COPYING OR DISTRIBUTION WITHOUT PRIOR PERMISSION FROM THE RMAA BOARD.
 FOR ENQUIRIES, PLEASE CONTACT RMAA AT TEL (012) 349 1237/8 or info@rmaa.co.za**

Disclaimer: In no event shall the RMAA be liable for any direct, special, indirect or consequential damages, or any other damages of any kind, including but not limited to loss of use, loss of profits, or loss of data, whether in an action in contract, tort (including but not limited to negligence), or otherwise, arising out of or in any way connected with the use of this information. While the RMAA takes great care in compiling the contents of this page, it is nevertheless only meant to provide non-binding general information and cannot replace detailed individual advice

to help the prospective buyer make his decision. The RMAA does not guarantee that the information on these pages is up-to-date, accurate and complete.