

## NATIONAL SOUTH AFRICAN PRICE INFORMATION FOR WEEK 51

From 2023/12/18 To 2023/12/24

Class Units Avg Mass Avg Purch Avg Selling Selling Min Selling Max  
**CATTLE** Weighted 20%

Class	Units	Avg Mass	Avg Purch	Avg Selling	Selling Min	Selling Max
A2	13750	272,95	56,72	62,61	59,10	67,01
A3	1052	290,70	56,66	62,54	57,50	68,62
AB2	770	275,80	54,60	56,82	52,47	62,24
AB3	128	283,56	55,30	56,62	53,19	61,15
B2	243	268,80	49,61	52,13	46,52	60,50
B3	65	269,26	51,25	53,41	47,57	57,77
C2	575	262,53	48,37	51,22	46,20	56,55
C3	303	277,37	49,84	52,35	48,57	54,43

Hide Feedlot	Weighted	3,29
Hide Field	Average	2,92
Dorper	ea	24,00
Merino	ea	35,10

16 886

Class Units Avg Mass Avg Purch Avg Selling Selling Min Selling Max  
**LAMB/SHEEP** Weighted 20%

Class	Units	Avg Mass	Avg Purch	Avg Selling	Selling Min	Selling Max
A0	322	13,42	57,52	71,47	61,45	77,01
A1	2507	15,06	80,94	85,33	84,13	88,38
A2	21562	18,68	83,08	86,85	85,07	88,50
A3	2534	21,79	84,18	87,85	85,06	88,93
A4	483	22,41	73,25	77,04	73,24	82,30
A5	102	22,43	61,84	64,37	56,00	73,06
A6	34	20,19	59,81	62,73	50,00	69,74
AB2	387	19,59	71,00	77,08	72,01	80,68
AB3	47	23,93	69,42	73,19	69,56	78,94
B2	454	22,08	65,32	71,25	67,10	72,81
B3	27	23,99	57,64	67,53	64,70	70,41
C2	1696	23,46	56,71	64,34	63,25	66,00
C3	350	26,62	60,90	65,11	64,54	66,22

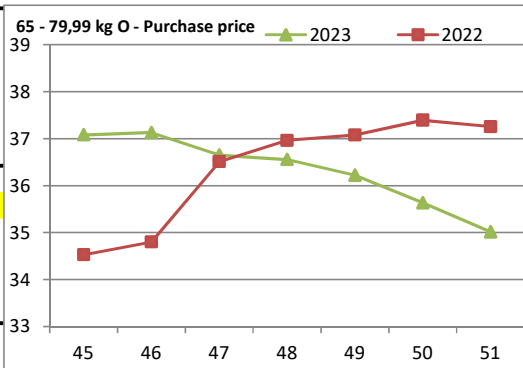
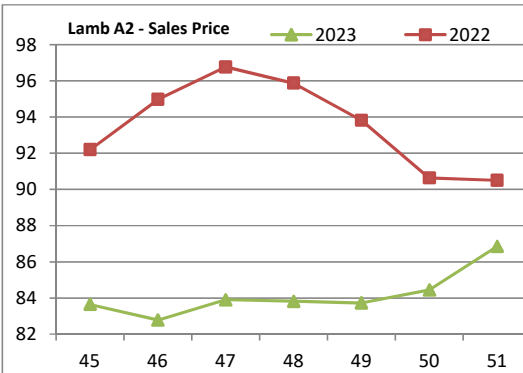
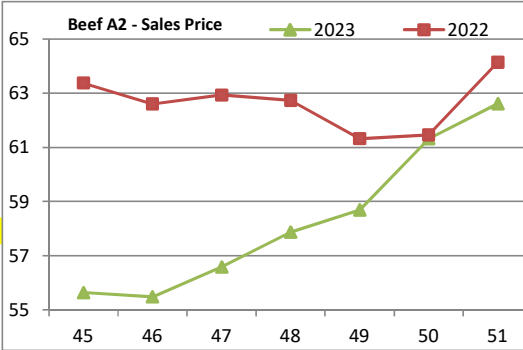
30 505

Class Units Avg Mass Avg Purch Purch Min Purch Max  
**PIGS** Weighted 20%

Class	Units	Avg Mass	Avg Purch	Purch Min	Purch Max
P	1850	51,21	34,44	32,24	36,28
O	71	52,48	35,51	33,65	36,26
R	14	45,82	30,50	28,63	34,15
C	6	50,95	24,83	24,83	24,83
U					
S					
P	1538	62,66	34,37	33,50	35,99
O	101	65,50	35,00	33,66	36,00
R	2	62,95	33,58	33,58	33,58
C	2	59,65	31,00	31,00	31,00
U	2	60,85	30,50	30,50	30,50

P	12410	77,64	34,55	33,48	35,87
O	5147	83,32	35,02	33,71	35,93
R	220	84,29	33,83	32,27	35,93
C	4	90,53	30,72	23,00	33,34
U	3	68,08	26,06	25,50	27,00
S	3	68,53	25,30	23,10	26,38
P	8462	86,52	33,83	33,33	34,37
O	6951	89,78	33,82	33,29	34,31
R	352	91,72	33,30	32,67	34,04
C	11	94,97	26,70	23,00	30,00
U	3	88,24	27,35	27,00	27,50
S	26	101,08	29,66	29,50	30,00
<b>SAU</b>	1189	124,98	29,25	24,90	32,70

38 367



**THIS INFORMATION IS PROTECTED AGAINST COPYING OR DISTRIBUTION WITHOUT PRIOR PERMISSION FROM THE RMAA BOARD.**

**FOR ENQUIRIES, PLEASE CONTACT RMAA AT TEL (012) 349 1237/8 or info@rmaa.co.za**

Disclaimer: In no event shall the RMAA be liable for any direct, special, indirect or consequential damages, or any other damages of any kind, including but not limited to loss of use, loss of profits, or loss of data, whether in an action in contract, tort (including but not limited to negligence), or otherwise, arising out of or in any way connected with the use of this information. While the RMAA takes great care in compiling the contents of this page, it is nevertheless only meant to provide non-binding general information and cannot replace detailed individual advice to help the prospective buyer make his decision. The RMAA does not guarantee that the information on these pages is up-to-date, accurate and complete.