

## NATIONAL SOUTH AFRICAN PRICE INFORMATION FOR WEEK 7

From 2024/02/12 To 2024/02/18

Class Units Avg Mass Avg Purch Avg Selling Selling Min Selling Max  
**CATTLE** Weighted 20%

Class	Units	Avg Mass	Avg Purch	Avg Selling	Selling Min	Selling Max
A2	8854	279,24	<b>54,77</b>	<b>55,17</b>	52,62	58,77
A3	647	346,75	<b>54,80</b>	<b>55,57</b>	52,48	58,21
AB2	400	286,51	<b>53,03</b>	<b>52,97</b>	50,63	56,75
AB3	78	287,32	<b>53,28</b>	<b>53,52</b>	50,13	56,56
B2	136	277,96	<b>48,93</b>	<b>49,89</b>	46,84	55,80
B3	49	285,93	<b>49,86</b>	<b>50,10</b>	48,18	55,90
C2	729	257,66	<b>46,83</b>	<b>49,06</b>	46,22	53,83
C3	265	284,00	<b>47,35</b>	<b>48,07</b>	46,44	50,10

Hide Feedlot	Weighted	3,39
Hide Field	Average	3,24
Dorper	ea	37,86
Merino	ea	46,57

11 158

Class Units Avg Mass Avg Purch Avg Selling Selling Min Selling Max  
**LAMB/SHEEP** Weighted 20%

Class	Units	Avg Mass	Avg Purch	Avg Selling	Selling Min	Selling Max
A0	133	13,81	<b>59,11</b>	<b>63,95</b>	60,88	65,71
A1	1297	15,32	<b>82,42</b>	<b>81,18</b>	77,85	84,86
A2	13621	19,08	<b>83,98</b>	<b>83,50</b>	82,23	84,63
A3	1991	19,86	<b>82,49</b>	<b>82,47</b>	80,21	85,07
A4	437	18,88	<b>71,66</b>	<b>74,89</b>	71,89	78,97
A5	85	19,62	<b>66,25</b>	<b>66,34</b>	59,82	77,59
A6	68	18,21	<b>60,99</b>	<b>60,62</b>	59,79	61,54
AB2	535	18,49	<b>68,94</b>	<b>71,39</b>	69,04	77,10
AB3	107	20,72	<b>69,40</b>	<b>71,52</b>	67,66	81,47
B2	384	20,73	<b>57,28</b>	<b>65,41</b>	63,45	69,61
B3	103	23,03	<b>56,02</b>	<b>63,40</b>	61,19	65,98
C2	2041	22,66	<b>57,48</b>	<b>60,72</b>	57,92	63,43
C3	239	25,54	<b>56,51</b>	<b>61,69</b>	59,46	63,97

21 041

Class Units Avg Mass Avg Purch Purch Min Purch Max  
**PIGS** Weighted 20%

20 - 55,99 kg

P	1116	51,94	<b>32,20</b>	28,93	34,84
O	57	50,95	<b>30,88</b>	28,82	33,03
R	13	48,83	<b>30,26</b>	29,58	31,00
C	4	44,73	<b>26,84</b>	24,97	29,00

56 - 64,99 kg

P	1350	62,41	<b>31,51</b>	30,50	33,00
O	110	64,21	<b>31,65</b>	30,50	33,00
R	5	64,44	<b>27,14</b>	25,50	32,00
C	2	62,45	<b>26,00</b>	26,00	26,00

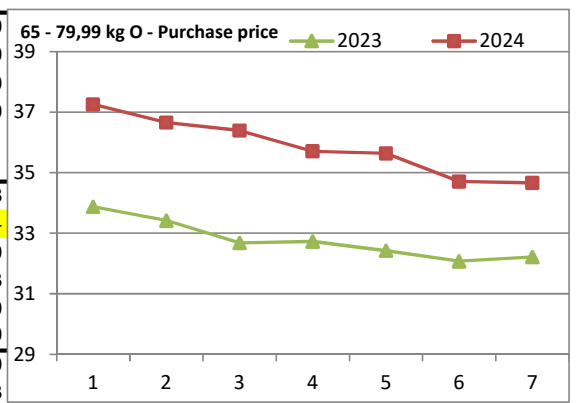
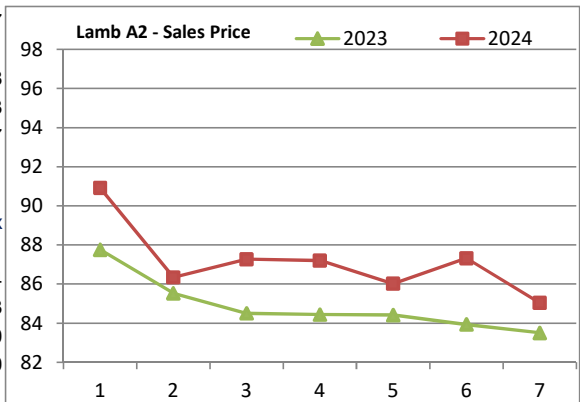
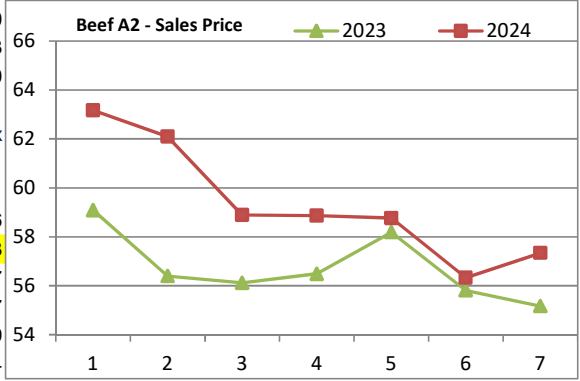
65 - 79,99 kg

P	11219	78,81	<b>31,61</b>	30,63	32,18
O	4406	83,15	<b>32,22</b>	30,53	32,94
R	150	81,83	<b>30,93</b>	28,91	32,00
C	9	72,48	<b>28,17</b>	26,50	28,93
U	5	72,82	<b>27,00</b>	27,00	27,00
S	1	79,10	<b>25,50</b>	25,50	25,50

80 - 99,99 kg

P	7649	85,98	<b>31,26</b>	29,68	32,20
O	7485	89,92	<b>31,16</b>	29,52	32,03
R	491	91,30	<b>31,02</b>	29,60	31,40
C	7	92,32	<b>28,36</b>	27,50	28,50
U	5	89,85	<b>25,50</b>	25,50	25,50
S	12	93,68	<b>26,20</b>	25,50	27,25

**100k SAU** 1565 125,43 **26,40** 22,64 29,95  
 35 661



**THIS INFORMATION IS PROTECTED AGAINST COPYING OR DISTRIBUTION WITHOUT PRIOR PERMISSION FROM THE RMAA BOARD.  
 FOR ENQUIRIES, PLEASE CONTACT RMAA AT TEL (012) 349 1237/8 or info@rmaa.co.za**

Disclaimer: In no event shall the RMAA be liable for any direct, special, indirect or consequential damages, or any other damages of any kind, including but not limited to loss of use, loss of profits, or loss of data, whether in an action in contract, tort (including but not limited to negligence), or otherwise, arising out of or in any way connected with the use of this information. While the RMAA takes great care in compiling the contents of this page, it is nevertheless only meant to provide non-binding general information and cannot replace detailed individual advice

to help the prospective buyer make his decision. The RMAA does not guarantee that the information on these pages is up-to-date, accurate and complete.