



WEEKLY LIVESTOCK REPORT

12 Apr 2024



amt_info



AMTsettingthetrend



amtrends.co.za



<https://www.youtube.com/@AMTrends>

ONE SHOT DONE RIGHT

BOVI-SHIELD GOLD
ONE SHOT*

Bovi-Shield Gold One Shot



PROTECTION
against 6 causes of BRD,
including *Mannheimia*
haemolytica



9 MONTHS
duration of immunity
against IBR virus and BVD
Types 1 and 2 viruses



OVERCOMES
IBR antigen dominance¹



ONE SHOT
The convenience of just one
dose. Boost annually

Reference: 1. Data on file, Study Report No. 3131W-60-11-843

FOR ANIMAL USE ONLY

BOVI-SHIELD GOLD ONE SHOT™ Reg. No. G4353 (Act 36 of 1947) Bovine Rhinotracheitis-Virus Diarrhoea Parainfluenza, -Respiratory Syncytial Virus Vaccine Modified Live Virus *Mannheimia*
haemolytica Toxoid

For full prescribing information refer to the package insert approved by the medicines regulatory authority.

Zoetis South Africa (Pty) Ltd, Co. Reg. No.: 2012/001825/07, 6th Floor, North Wing, 90 Rivonia Road, Sandton, 2196. Tel.: 080 099 8969. www.zoetis.co.za.

MM-32546

zoetis



Cattle Prices

12 Apr 2024

Class A2/3

Price (R/kg) - Carcass

R54,80

% Weekly Change

0,25%

Average A2 carcass mass (kg)

288

Weaners

(average live mass = 250kg)

Price (R/kg) - Live

R31,45

% Weekly Change

3,09%

Class C2/3

Price (R/kg) - Carcass

R42,64

% Weekly Change

-0,90%

Ave C2 carcass mass (kg)

248

Auctions R/kg Live Price

Western Cape - Class A2/3

R24,00

Western Cape - Class C2/3

R20,00

Eastern Free State - Class A2/3

R29,89

Eastern Free State - Class C2/3

R20,40

Free State/Eastern Cape - Class A2/3

R31,62

Mpumalanga - Class C2/3

R21,00

Other Class Prices

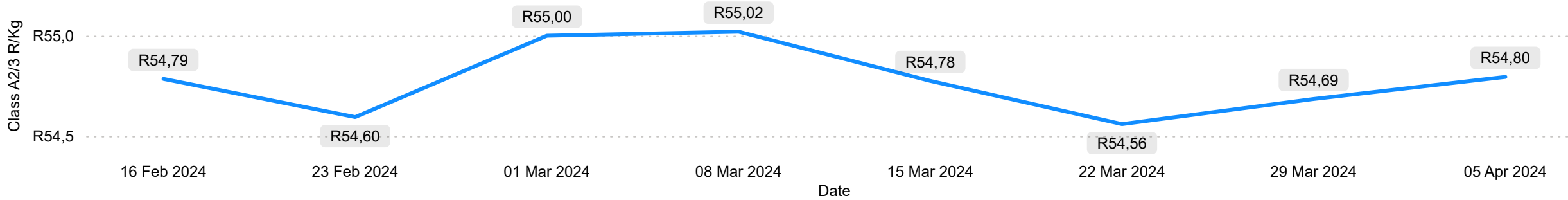
Class AB (R/kg) - Carcass

R53,07


Class B (R/kg) - Carcass

R46,25

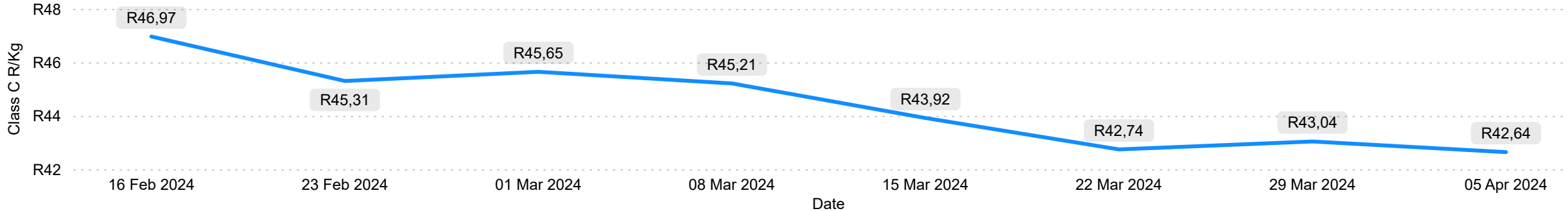
Class A2/3 Price Per Week



Weaner Price Per Week



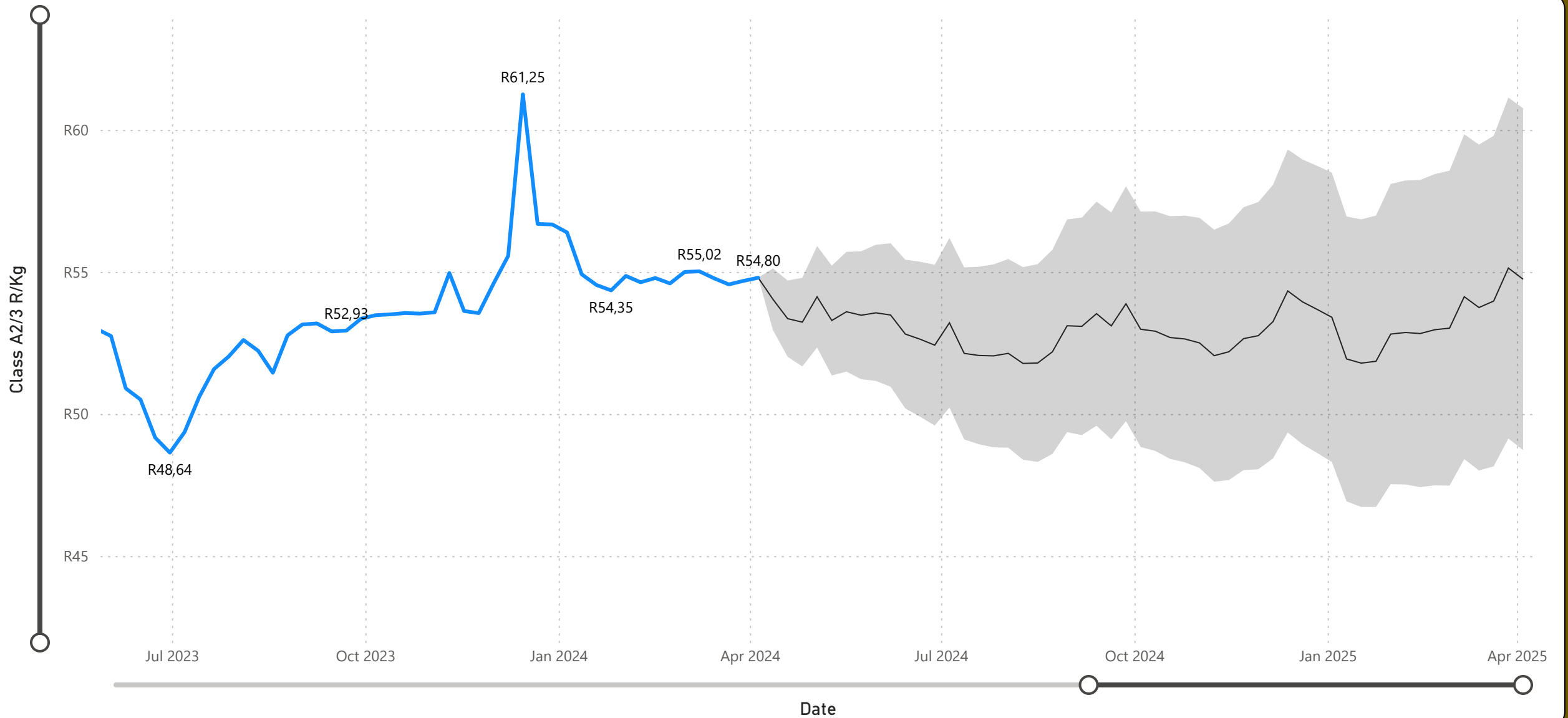
Class C2/3 Price Per Week





A2/3 Price Trend & Forecast

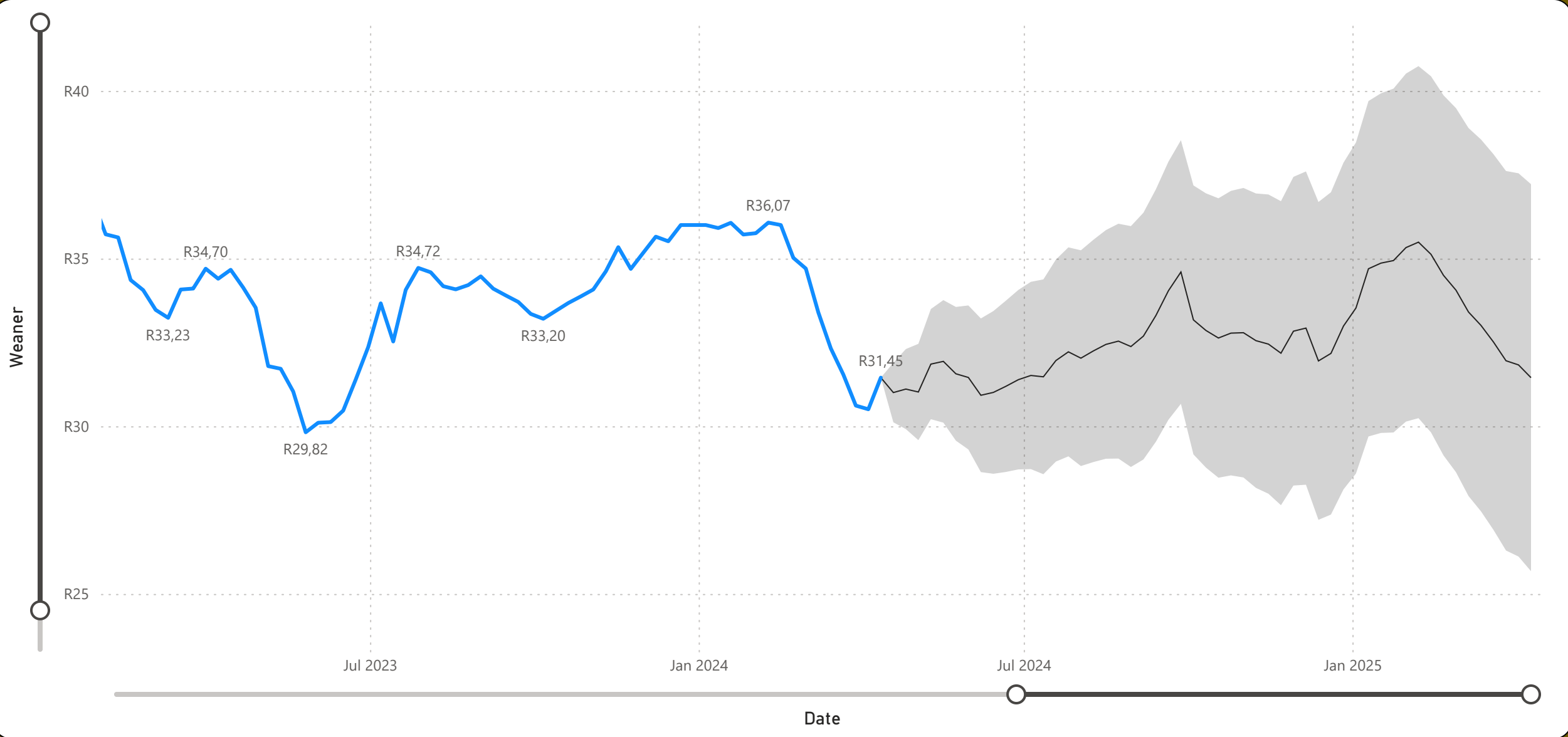
12 Apr 2024





Weaner Price Trend & Forecast

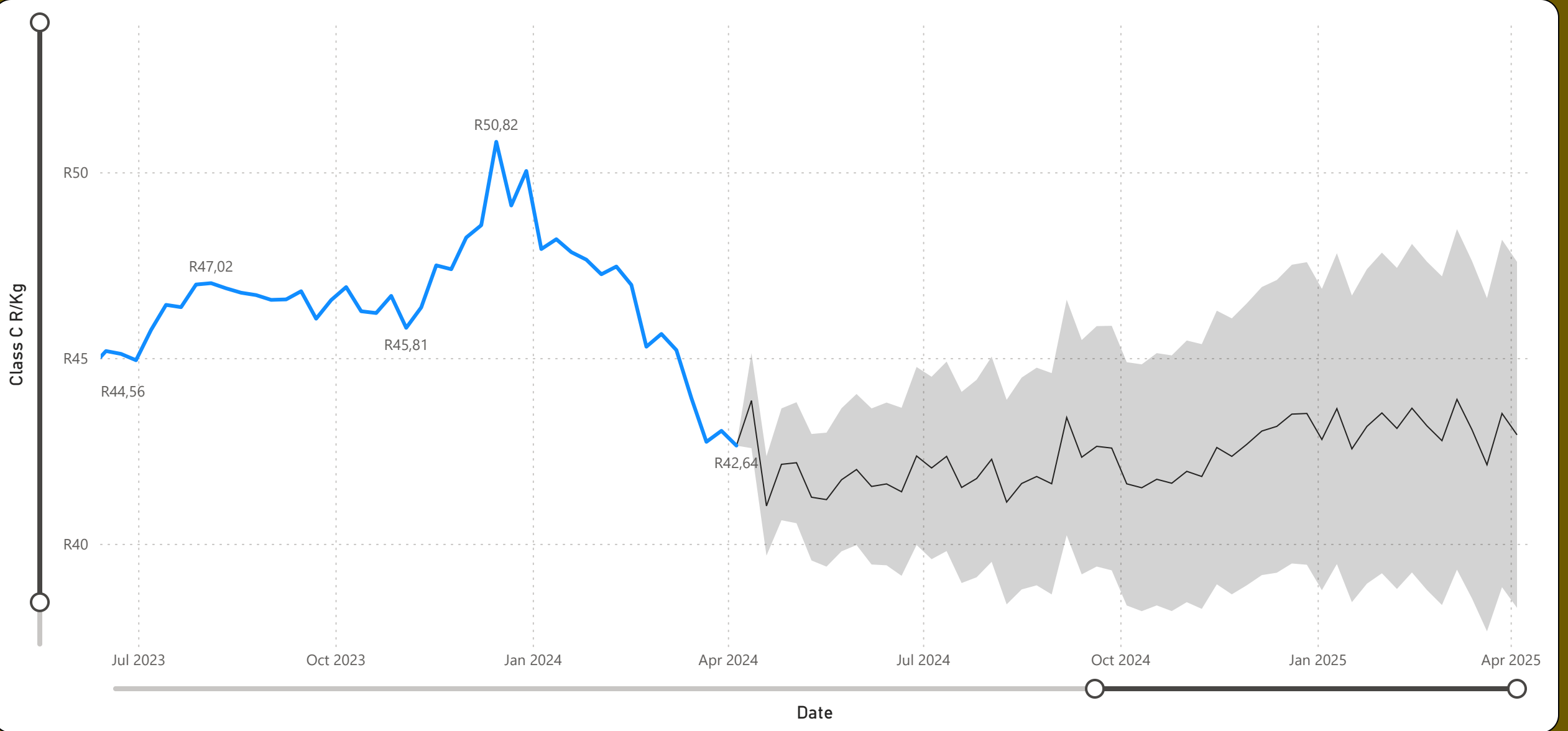
12 Apr 2024





C2/3 Price Trend & Forecast

12 Apr 2024





Sheep Prices

12 Apr 2024

Class A2/3

Price (R/kg) - Carcass

R81,80

% Weekly Change

0,49%

Ave A3 carcass mass (kg)

19,10

Feeder Lamb (Wool)

Price (R/kg) - Live

R37,52

% Weekly Change

2,04%

Class C2/3

Price (R/kg) - Carcass

R52,40

% Weekly Change

1,23%

Ave C3 carcass mass (kg)

24,10

Regional Prices Feeder Lambs (Live)

North West

R37,27

North & Eastern Free State

R39,83

Northern Cape

R34,81

Central Free State

R37,00

Eastern Cape

R37,00

Southern Free State

R37,00

Other Class Prices


Class AB (R/kg) - Carcass

R61,12


Class B (R/kg) - Carcass

R52,62

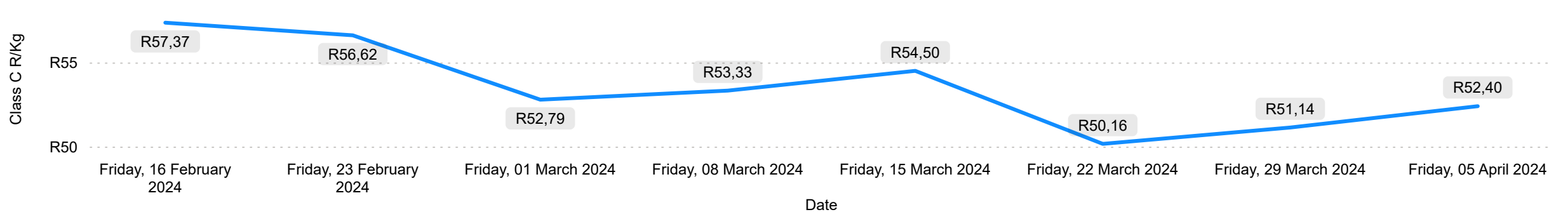
Class A2/3 Price Per Week



Feeder Wool Lamb Price Per Week



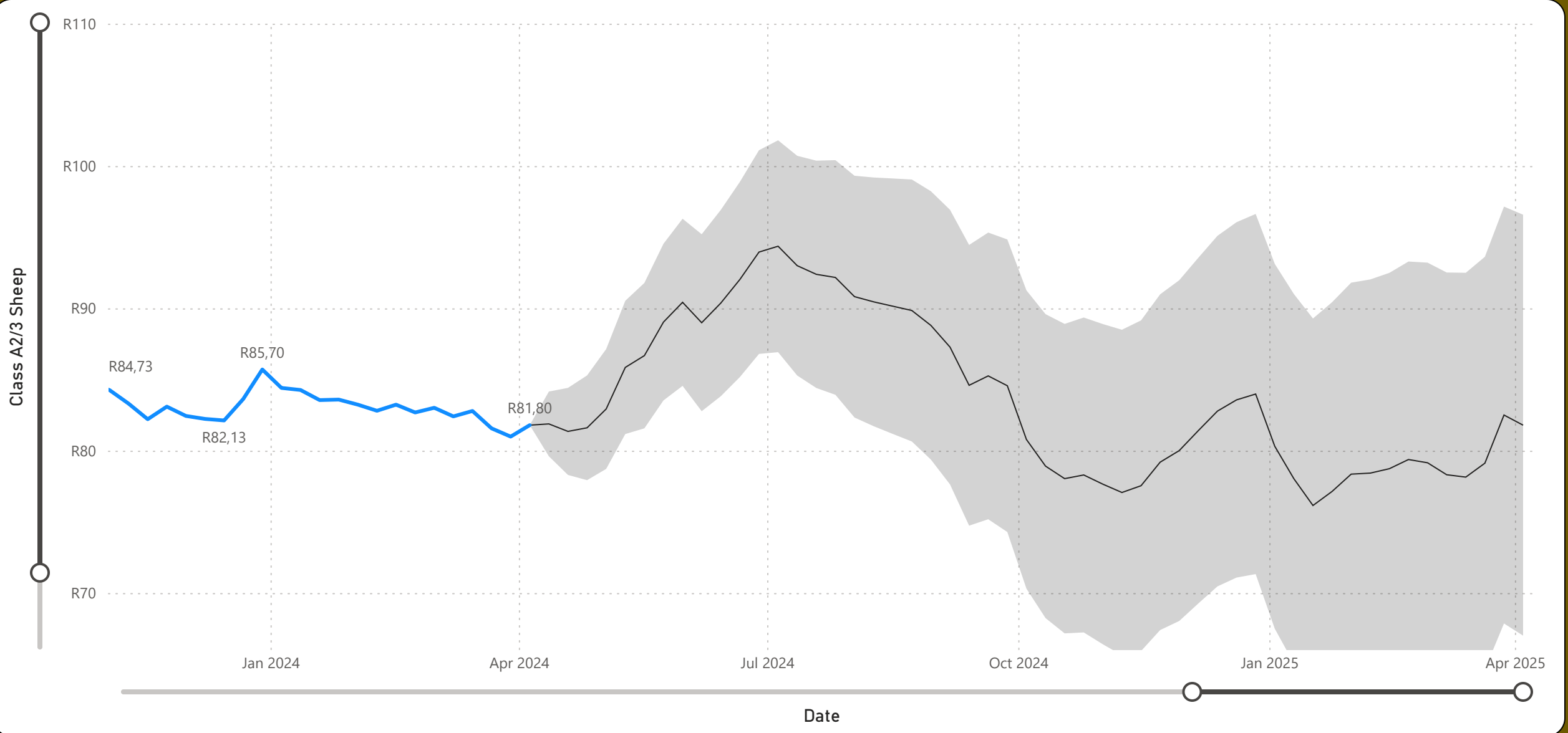
Class C2/3 Price Per Week





A2/3 Price Trend & Forecast

12 Apr 2024

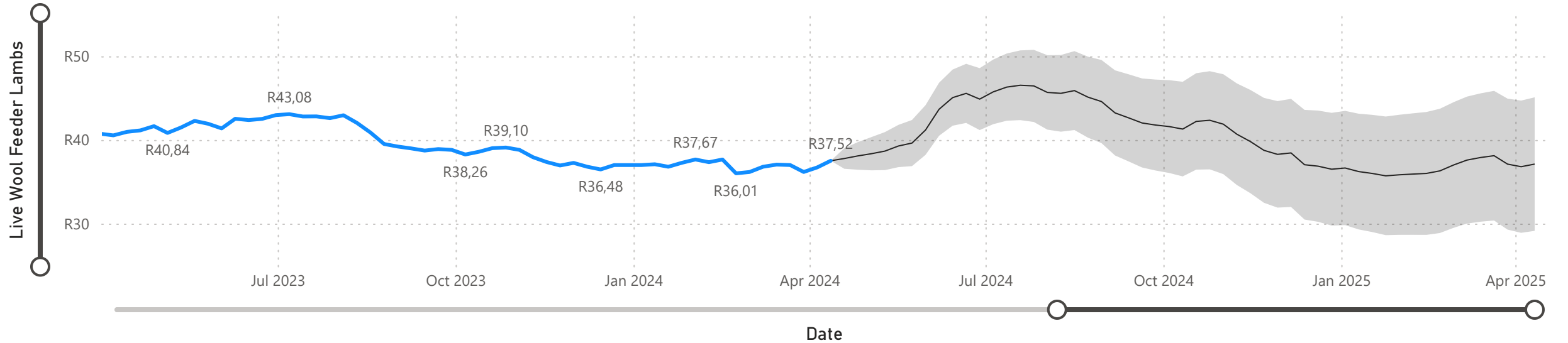




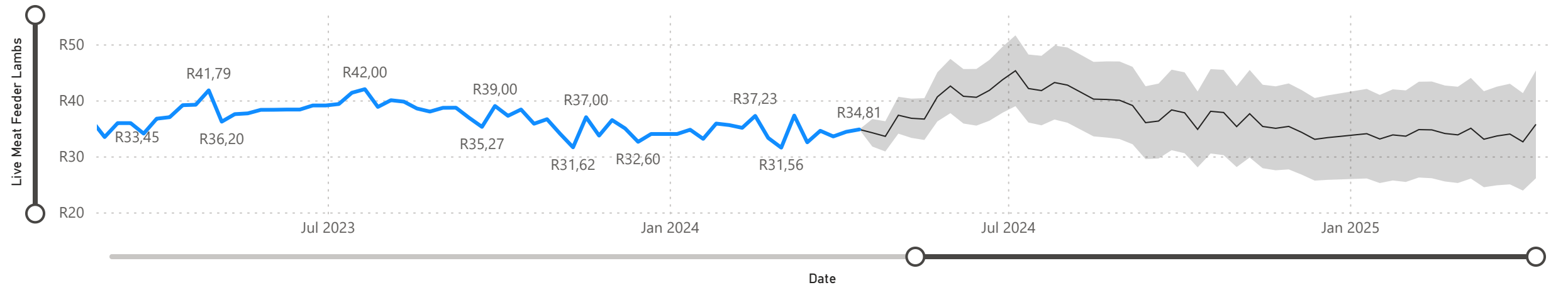
Feeder Lambs Price Trend & Forecast

12 Apr 2024

Wool Lamb Forecast



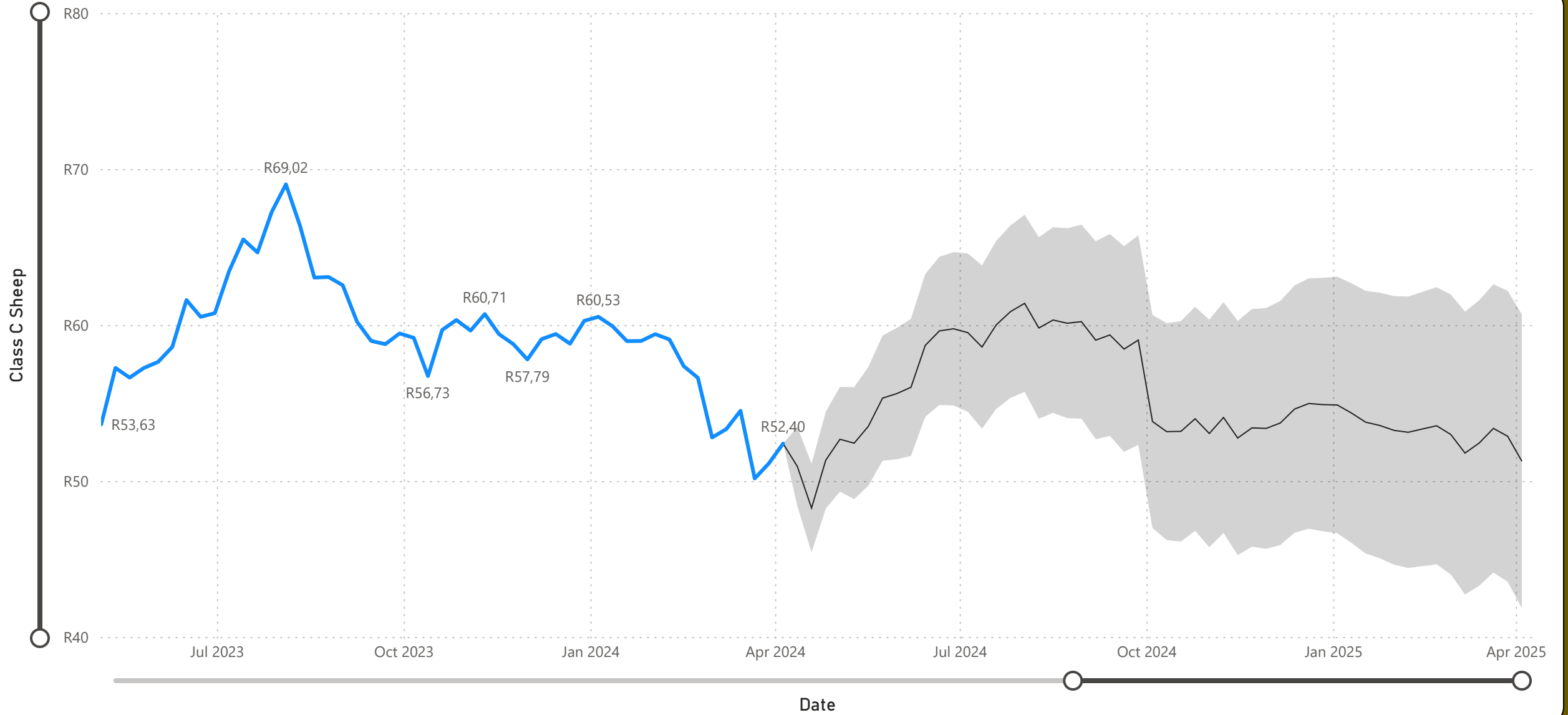
Meat Lamb Forecast (Northern Cape region)





C2/3 Price Trend & Forecast

12 Apr 2024





Your logo here

Contact us

Liesel@amtrends.co.za

0834519101



Goat Prices

12 Apr 2024

Large Goat

Price (R/kg) - Live Weight

R42,98

% Weekly Change

-4,29%

Goat Ewe

Price (R/kg) - Live Weight

R40,26

% Weekly Change

-6,66%

Small Goat

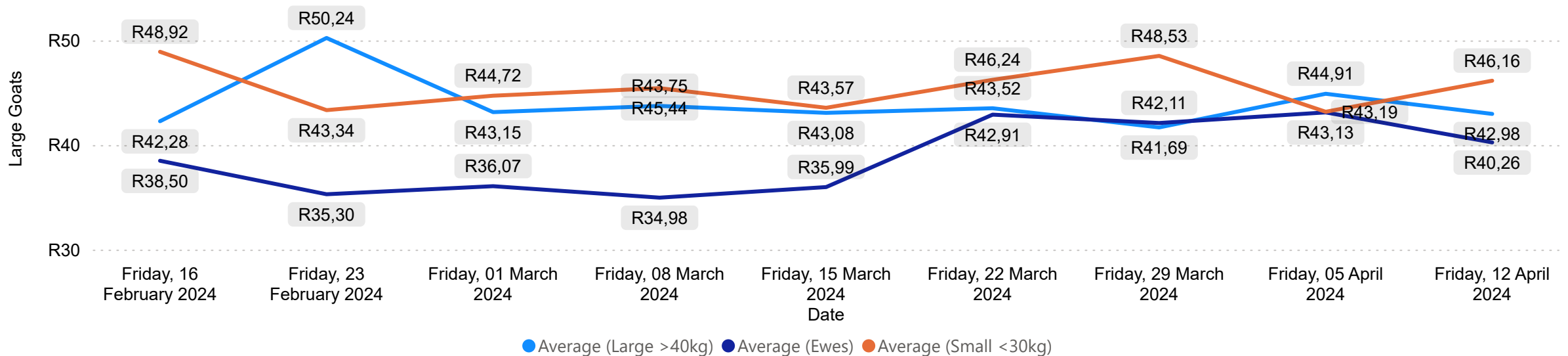
Price (R/kg) - Live Weight

R46,16

% Weekly Change

6,88%

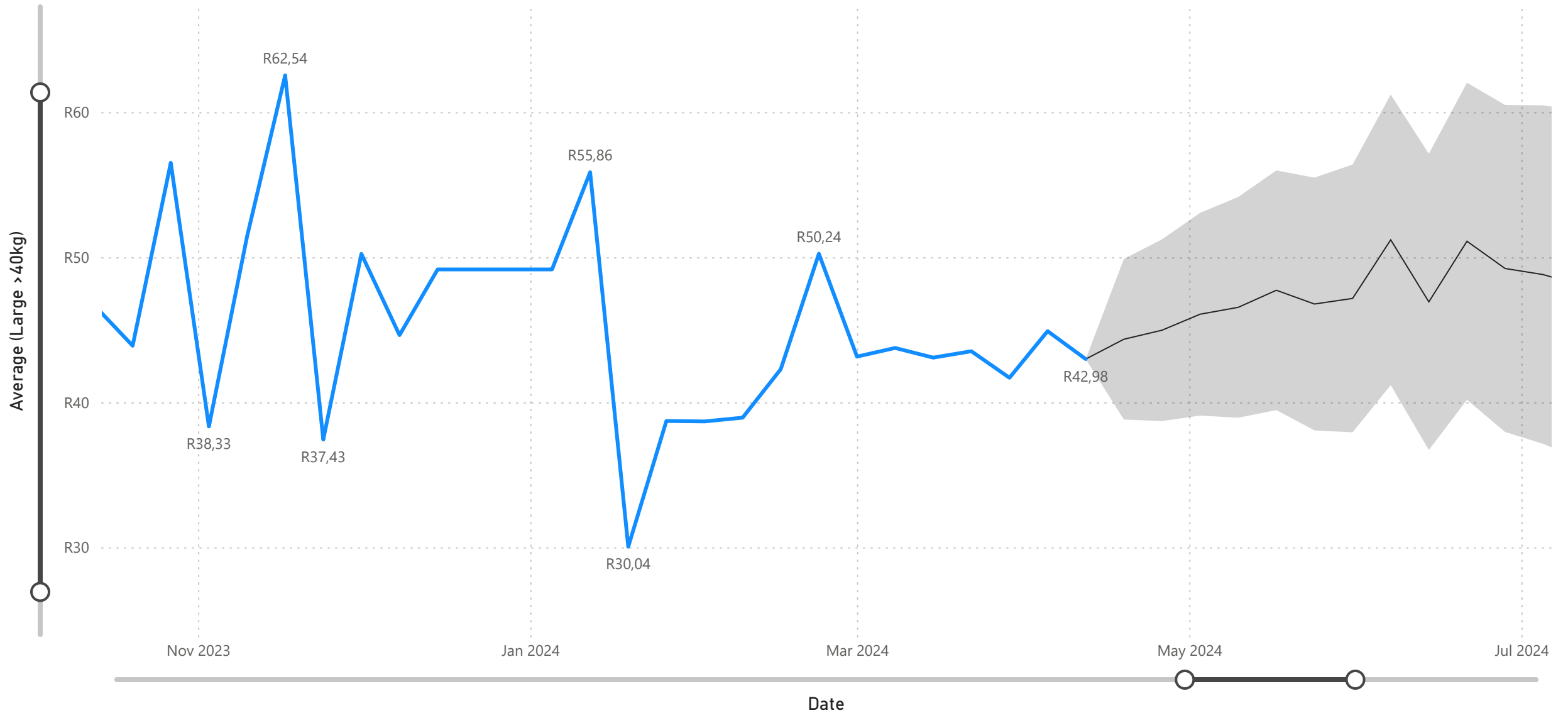
Goats Price Trends





Large Goat Price Trend & Forecast

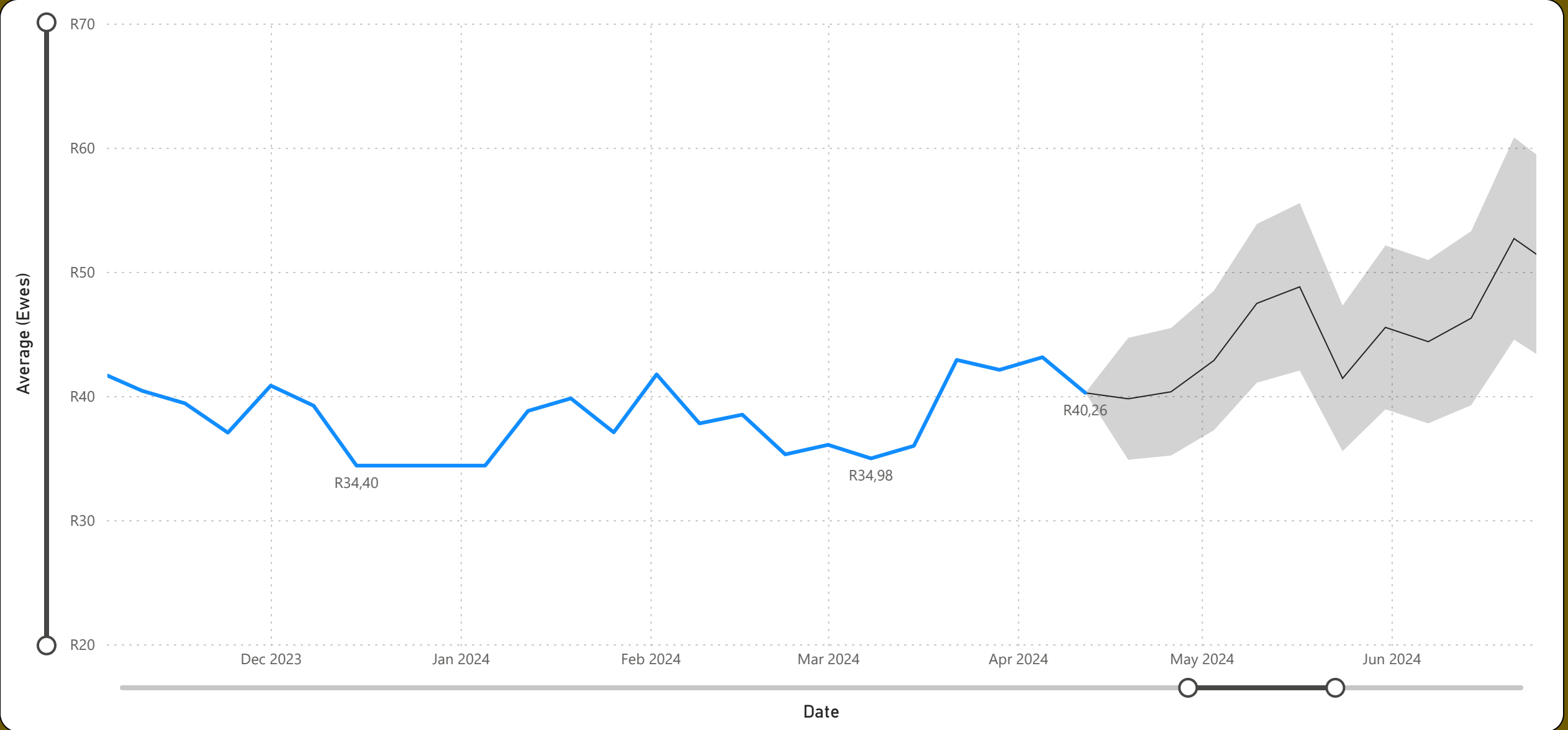
12 Apr 2024





Goat Ewes Price Trend & Forecast

12 Apr 2024





Poultry Prices

12 Apr 2024

Poultry Frozen

Price (R/kg)

R35,30

% Weekly Change

-0,83%

Poultry Fresh

Price (R/kg)

R35,35

% Weekly Change

-0,50%

Poultry IQF

Price (R/kg)

R31,25

% Weekly Change

-0,35%

Broiler Prices

FOB Georgia R/kg

R75,10

Import Parity R/Kg

R80,35

EU Prices

Chicken Legs R/Kg

R33,89

Chicken Grillers R/Kg

R21,86

Quarter Legs Prices


Georgia FOB R/Kg

R20,52

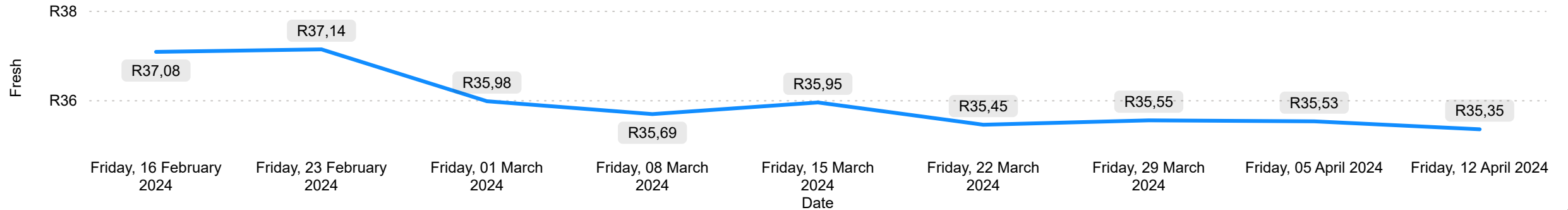
Import Parity R/Kg

R26,58

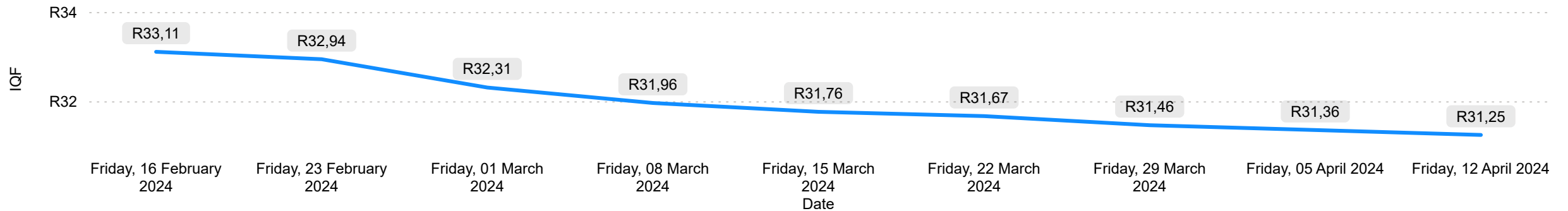
Frozen Poultry Week



Fresh Poultry Week



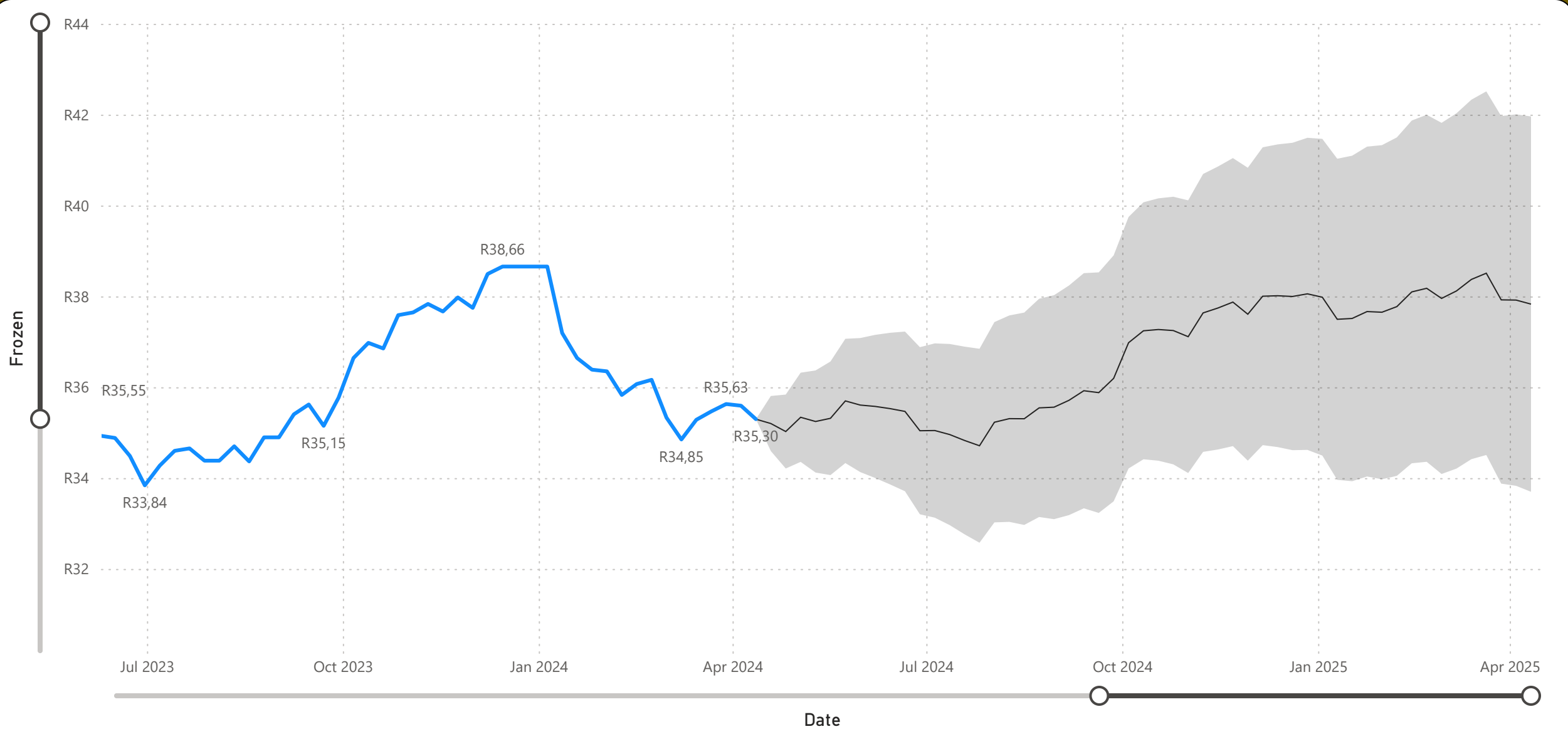
IQF Poultry Week





Frozen Price Trend & Forecast

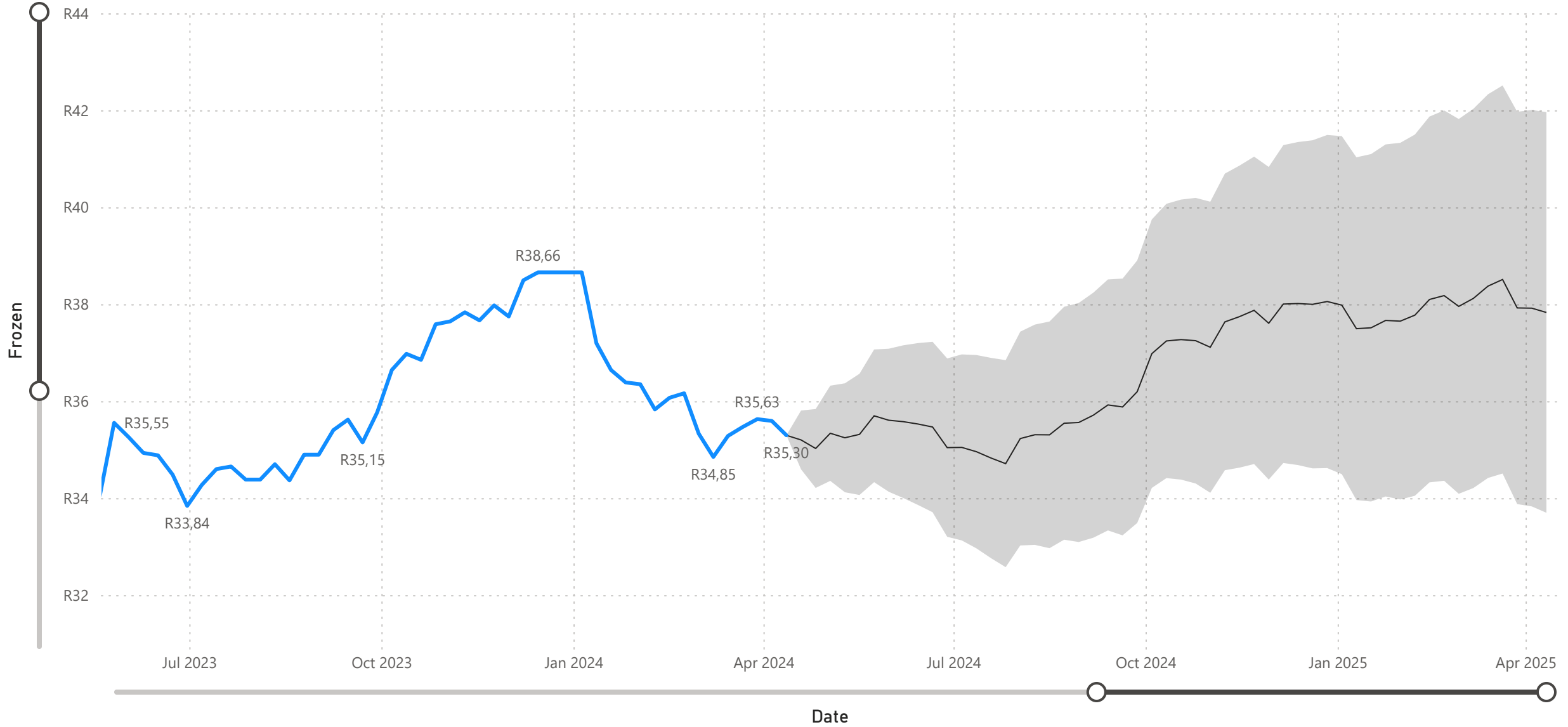
12 Apr 2024





Fresh Price Trend & Forecast

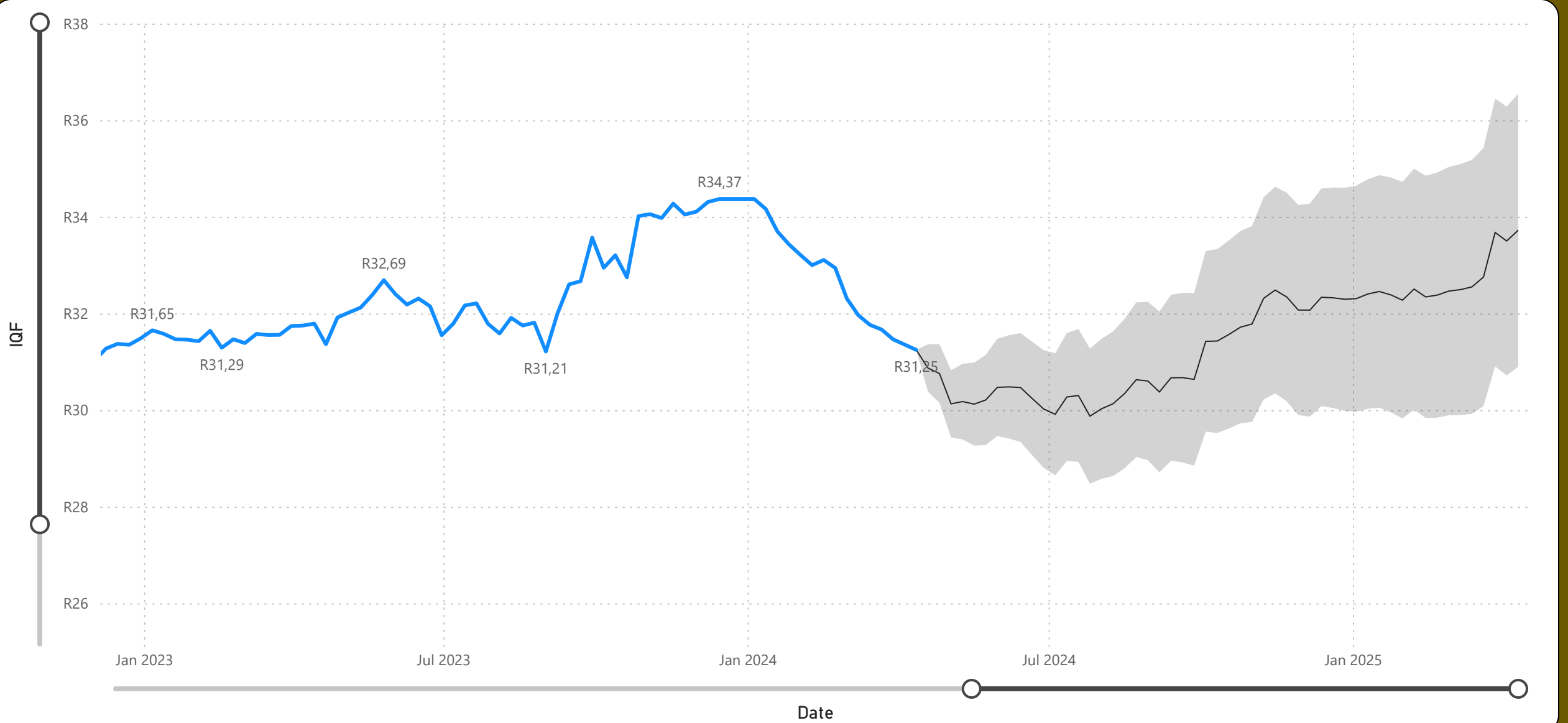
12 Apr 2024





IQF Price Trend & Forecast

12 Apr 2024





Pork Prices

12 Apr 2024

Baconer

Price (R/kg)

R31,66

% Weekly Change

0,01%

Porker

Price (R/kg)

R32,52

% Weekly Change

1,10%

Sausage

Price (R/kg)

R25,74

% Weekly Change

-1,44%

International Prices

EU Price (EU/kg)

€ 2,20

EU Price (R/kg)

R46,74

EU Import Parity Price (R/kg)

R53,75

US - Barrow and Gilt Price (\$/cwt)

\$86,70


US Prices (R/kg)

R35,73

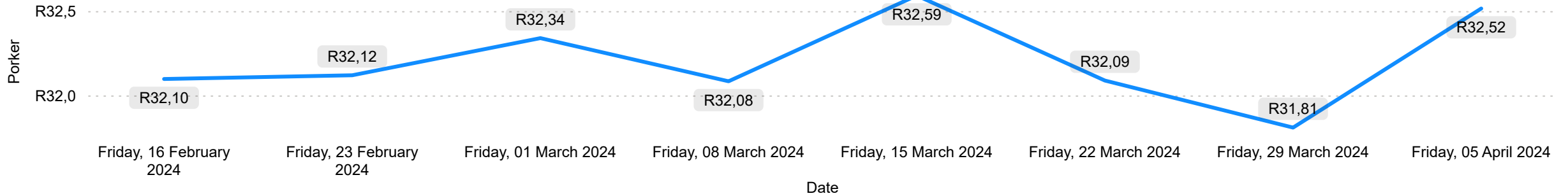
US Import Parity Prices (R/kg)

R41,08


Baconer Price Per Week



Porker Price Per Week



Sausage Price Per Week





Pork Prices Classes

12 Apr 2024

Porkers (c/kg)

Week	PPO Price	OPO Price	RPO Price	CPO Price	UPO Price	SPO Price
01 Mar 2024	3246	3152	2587	2608	0	2483
08 Mar 2024	3227	3104	2825	2771	2750	0
15 Mar 2024	3269	3126	2894	2800	0	2450
22 Mar 2024	3228	3124	2857	2626	0	0
29 Mar 2024	3194	3143	2824	2701	2750	0
05 Apr 2024	3261	3226	2809	2800	2405	0

Porkers (c/kg)

Week	CP Price	CO Price	CR Price
01 Mar 2024	2877	2631	2684
08 Mar 2024	3136	3143	2849
15 Mar 2024	3135	3132	2702
22 Mar 2024	3166	3176	3043
29 Mar 2024	3138	3154	2768
05 Apr 2024	3209	3222	3015

Baconers (c/kg)

Week	PBA Price	OBA Price	RBA Price	CBA Price	UBA Price	SBA Price
01 Mar 2024	3162	3161	3088	2806	0	2925
08 Mar 2024	3161	3159	2938	2782	2602	2972
15 Mar 2024	3164	3162	3003	2820	2575	2736
22 Mar 2024	3163	3163	2937	2726	2625	0
29 Mar 2024	3167	3174	3014	2705	2601	2300
05 Apr 2024	3166	3175	3026	2728	2600	2674

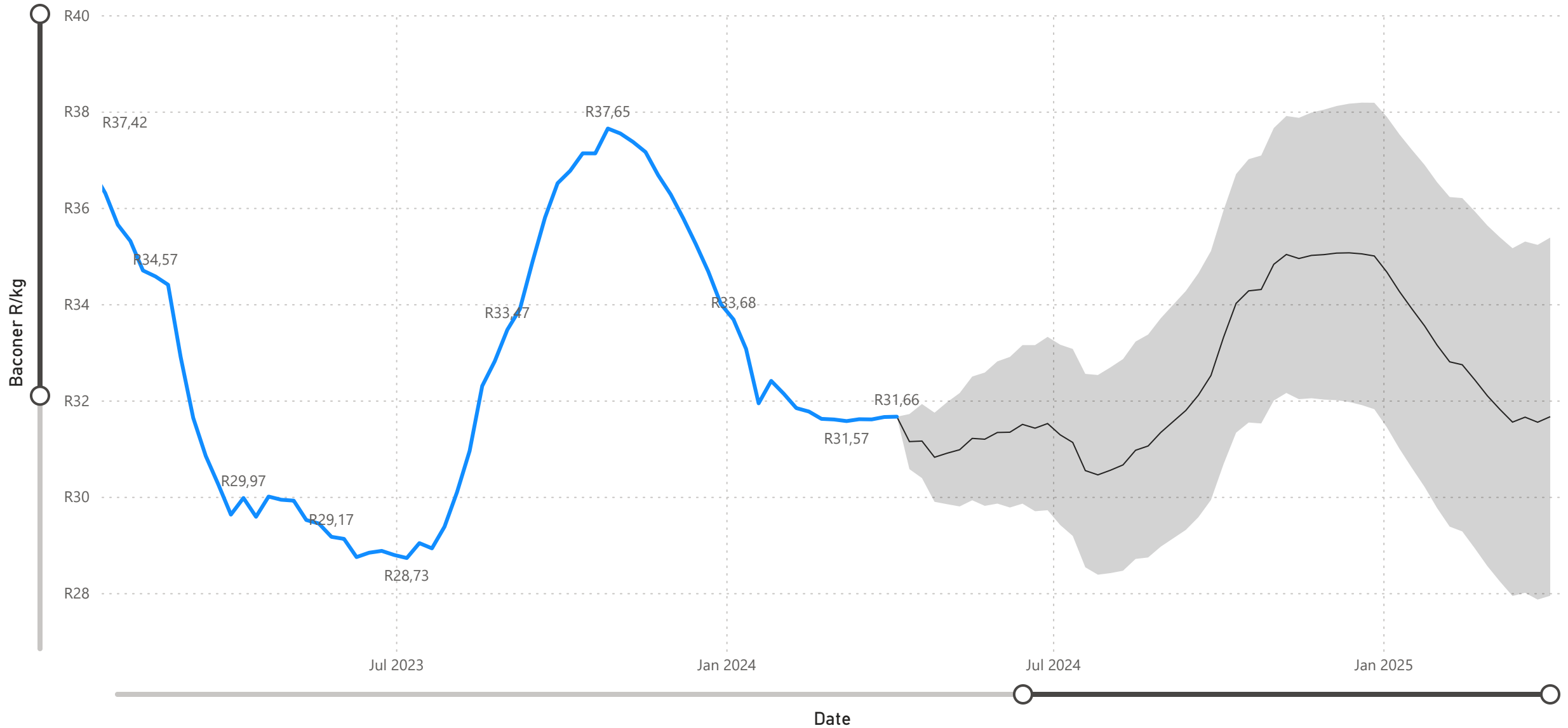
Baconers (c/kg)

Week	HP Price	HO Price	HR Price
01 Mar 2024	3151	3121	3074
08 Mar 2024	3124	3074	3042
15 Mar 2024	3123	3110	3074
22 Mar 2024	3138	3130	3065
29 Mar 2024	3094	3099	3051
05 Apr 2024	3097	3118	3148



Baconer Price Trend & Forecast

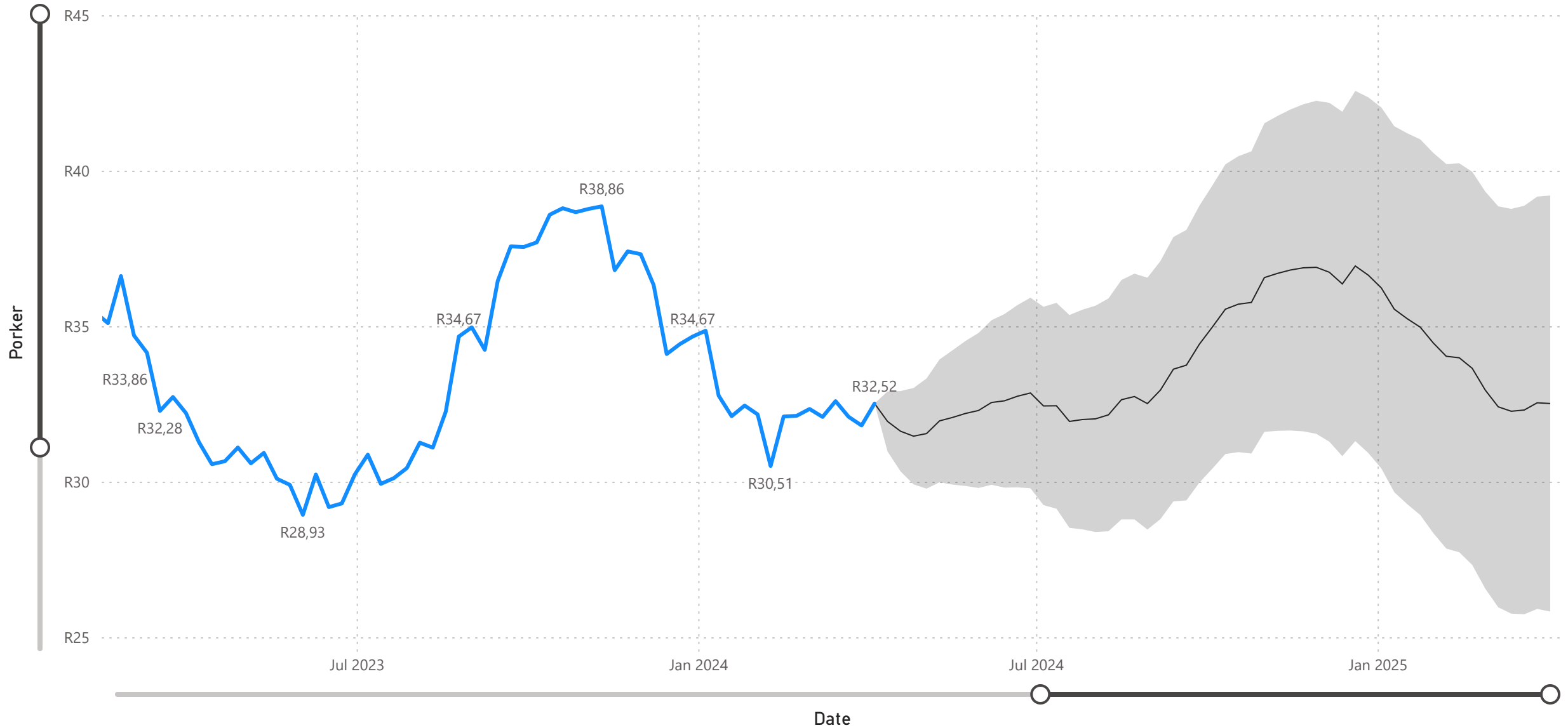
12 Apr 2024





Porker Price Trend & Forecast

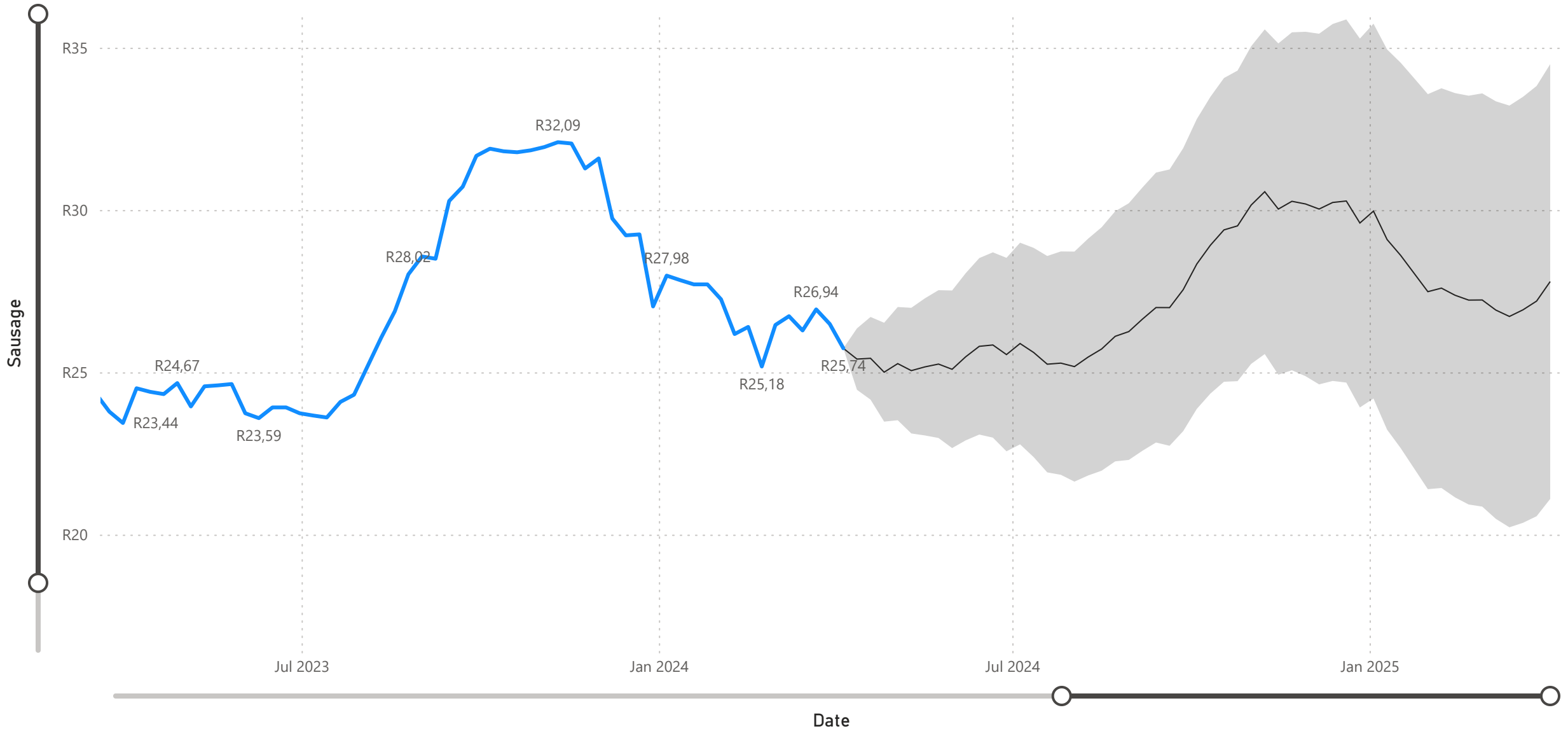
12 Apr 2024





Sausage Price Trend & Forecast

12 Apr 2024





Feed Prices

12 Apr 2024

Sunflower

Price (R/t)

R9 160

% Weekly Change

-3,27%

Maize

Price (R/t)

R4 235

% Weekly Change

-0,35%

Lucerne Grade 1

Price (R/t)

R3 000

% Weekly Change

3,45%

Soy Meal (48% cif)

Price (R/t)

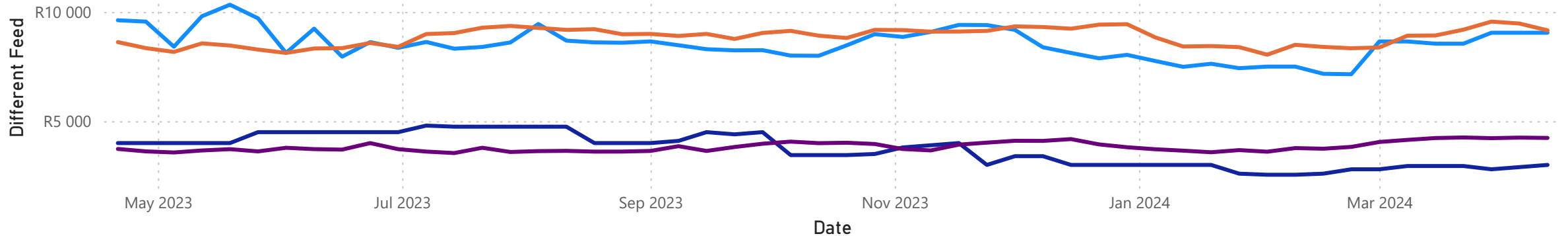
R9 050

% Weekly Change

0,00%

Feed Price Trends

● Soy meal (48% cif) ● Lucerne Grade 1 ● Sunflower ● Yellow Maize





RMIS

Red Meat Industry Services

SHAPING OUR *Future*