

NATIONAL SOUTH AFRICAN PRICE INFORMATION FOR WEEK 14

From 2024/04/01 To 2024/04/07

Class Units Avg Mass Avg Purch Avg Selling Selling Min Selling Max
CATTLE
 Weighted 20%

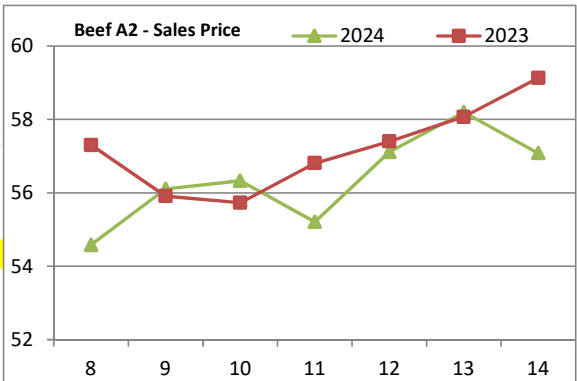
Class	Units	Avg Mass	Avg Purch	Avg Selling	Selling Min	Selling Max
A2	6527	287,55	55,01	57,09	53,85	58,81
A3	609	297,13	54,58	55,77	53,59	58,18
AB2	395	272,58	53,22	54,41	49,84	57,48
AB3	87	281,72	52,37	52,88	49,79	57,06
B2	201	266,94	46,15	48,87	41,61	55,92
B3	49	287,05	46,64	47,96	42,00	55,90
C2	801	248,05	42,45	44,87	40,01	47,98
C3	251	287,69	43,26	46,44	40,44	48,50

Hide Feedlot	Weighted	3,15
Hide Field	Average	2,97
Dorper	ea	37,62
Merino	ea	46,57

8 920

Class Units Avg Mass Avg Purch Avg Selling Selling Min Selling Max
LAMB/SHEEP
 Weighted 20%

Class	Units	Avg Mass	Avg Purch	Avg Selling	Selling Min	Selling Max
A0	71	13,83	53,47	69,96	64,58	71,06
A1	1192	14,40	79,36	83,23	81,79	83,95
A2	13288	19,14	83,56	85,39	84,20	86,47
A3	1673	19,11	80,03	84,95	84,00	85,53
A4	476	19,75	64,87	73,18	72,40	74,52
A5	90	19,75	52,01	57,96	56,16	61,50
A6	94	20,21	50,93	56,61	56,00	57,98
AB2	394	19,95	61,19	72,96	69,45	76,63
AB3	85	19,94	60,81	71,23	68,24	73,11
B2	278	21,87	53,08	63,47	60,22	69,10
B3	77	21,51	50,94	61,91	59,79	65,19
C2	1430	22,82	52,37	59,14	56,95	63,18
C3	313	24,13	52,56	60,09	57,52	65,00

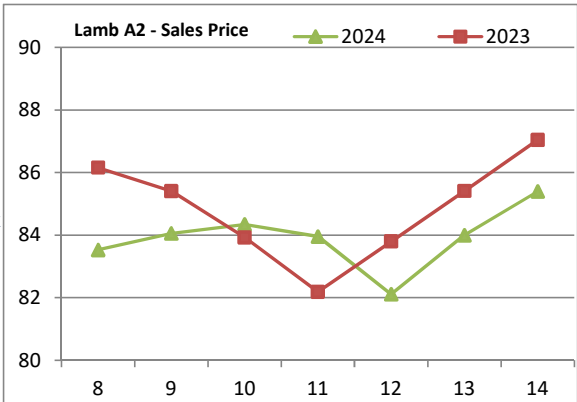


19 461

Class Units Avg Mass Avg Purch Purch Min Purch Max
PIGS
 Weighted 20%

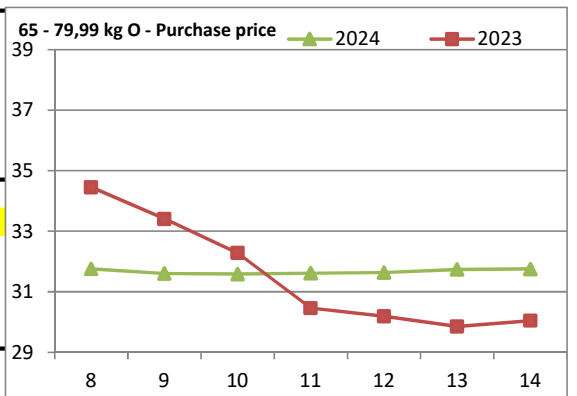
20 - 55,99 kg

P	1132	53,56	32,61	29,30	35,05
O	38	55,86	32,26	30,02	34,50
R	17	46,62	28,09	26,16	28,50
C	3	51,90	28,00	28,00	28,00
U	1	52,60	24,05	24,05	24,05
S					



56 - 64,99 kg

P	1424	64,31	32,09	31,00	34,74
O	84	65,55	32,22	31,00	34,33
R	36	74,34	30,15	25,00	28,94
C					
U					
S					



65 - 79,99 kg

P	12154	80,08	31,66	30,94	32,72
O	4209	83,74	31,75	30,97	32,98
R	171	79,88	30,26	28,35	32,57
C	13	75,80	27,28	24,67	28,33
U	2	78,65	26,00	26,00	26,00
S	4	88,78	26,74	25,19	31,00

80 - 99,99 kg

P	8791	87,73	30,97	30,22	31,83
O	6535	90,43	31,18	30,03	32,52
R	486	91,74	31,48	29,59	36,16
C	24	92,23	29,30	27,33	37,00
U	7	94,83	25,36	24,36	26,50
S	8	96,55	23,90	23,90	23,90

100k SAU 929 143,71 25,74 22,68 29,98
 36 068

**THIS INFORMATION IS PROTECTED AGAINST COPYING OR DISTRIBUTION WITHOUT PRIOR PERMISSION FROM THE RMAA BOARD.
 FOR ENQUIRIES, PLEASE CONTACT RMAA AT TEL (012) 349 1237/8 or info@rmaa.co.za**

Disclaimer: In no event shall the RMAA be liable for any direct, special, indirect or consequential damages, or any other damages of any kind, including but not limited to loss of use, loss of profits, or loss of data, whether in an action in contract, tort (including but not limited to negligence), or otherwise, arising out of or in any way connected with the use of this information. While the RMAA takes great care in compiling the contents of this page, it is nevertheless only meant to provide non-binding general information and cannot replace detailed individual advice

to help the prospective buyer make his decision. The RMAA does not guarantee that the information on these pages is up-to-date, accurate and complete.