

## NATIONAL SOUTH AFRICAN PRICE INFORMATION FOR WEEK 15

Class Units Avg Mass Avg Purch Avg Selling Selling Min Selling Max  
**CATTLE**  
 Weighted 20%

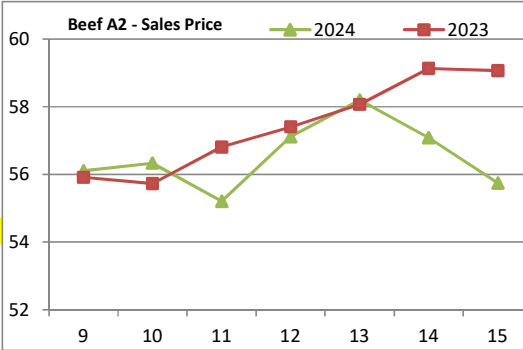
From 2024/04/08 To 2024/04/14

Class	Units	Avg Mass	Avg Purch	Avg Selling	Selling Min	Selling Max
<b>A2</b>	<b>7762</b>	<b>281,01</b>	<b>55,08</b>	<b>55,75</b>	<b>53,62</b>	<b>58,39</b>
A3	713	292,07	54,52	55,25	53,54	57,90
AB2	631	289,05	52,69	53,53	50,21	56,97
AB3	110	292,04	52,27	53,46	50,43	58,75
B2	202	277,81	46,33	49,39	41,35	56,90
B3	52	309,42	43,80	44,53	41,00	55,64
C2	663	266,77	43,24	45,15	39,74	50,24
C3	207	300,42	45,38	46,38	41,21	48,02

Hide Feedlot	Weighted	3,19
Hide Field	Average	3,02
Dorper	ea	31,25
Merino	ea	55,00

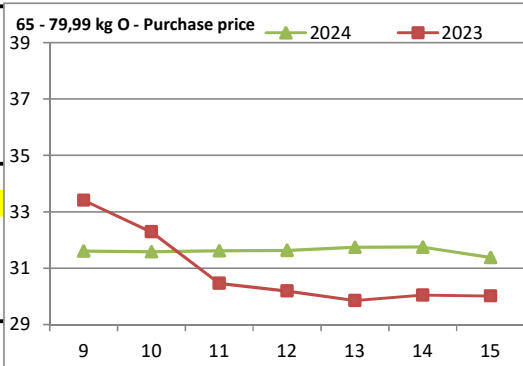
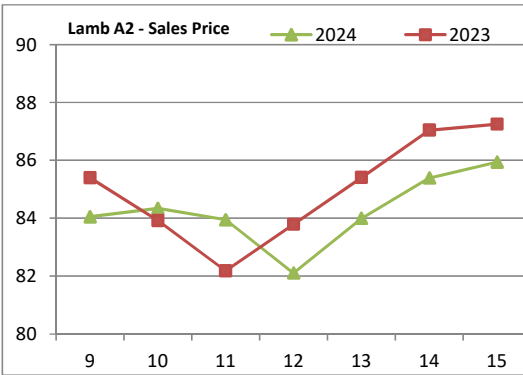
10 340

Class	Units	Avg Mass	Avg Purch	Avg Selling	Selling Min	Selling Max
<b>LAMB/SHEEP</b>						
A0	75	13,78	50,94	64,39	58,43	68,57
A1	551	16,59	81,58	83,37	81,55	83,90
<b>A2</b>	<b>8373</b>	<b>20,27</b>	<b>85,70</b>	<b>85,94</b>	<b>84,07</b>	<b>86,56</b>
A3	527	22,99	82,14	84,62	84,00	84,93
A4	151	21,76	70,87	78,18	74,00	84,50
A5	27	22,46	63,56	67,76	59,99	83,50
A6	36	20,42	52,50	59,98	58,27	65,33
AB2	204	18,39	64,43	74,75	72,30	78,94
AB3	25	20,52	62,64	76,63	75,20	81,27
B2	127	19,98	56,12	67,11	56,98	70,76
B3	19	21,86	52,16	62,24	59,00	69,00
C2	632	22,94	56,76	62,34	56,95	65,00
C3	87	27,19	61,29	63,52	55,54	65,00



10 834

Class	Units	Avg Mass	Avg Purch	Purch Min	Purch Max
<b>PIGS</b>					
P	1068	52,67	31,70	28,81	34,35
O	83	50,90	31,24	29,94	33,84
R	10	49,38	27,61	24,50	32,07
C	4	53,43	26,75	26,00	27,00
U					
S					
P	1116	62,66	30,98	30,00	32,08
O	70	63,24	31,17	30,00	32,00
R	3	65,30	30,27	29,87	31,00
C	1	63,44	25,00	25,00	25,00
U					
S					
P	12229	79,34	31,21	30,00	32,16
<b>O</b>	<b>4564</b>	<b>83,18</b>	<b>31,38</b>	<b>29,97</b>	<b>31,99</b>
R	180	82,55	29,82	27,75	31,21
C	2	90,05	27,52	26,00	29,00
U	1	78,18	25,00	25,00	25,00
S					
P	9633	87,38	30,73	30,14	31,50
O	7401	90,66	30,36	29,27	30,90
R	442	91,76	30,11	29,10	30,90
C	18	91,07	26,47	23,49	28,00
U	3	89,07	24,69	24,00	26,00
S	3	92,53	23,50	23,50	23,50
<b>SAU</b>	<b>2150</b>	<b>127,83</b>	<b>25,97</b>	<b>23,23</b>	<b>27,81</b>



**THIS INFORMATION IS PROTECTED AGAINST COPYING OR DISTRIBUTION WITHOUT PRIOR PERMISSION FROM THE RMAA BOARD.**

**FOR ENQUIRIES, PLEASE CONTACT RMAA AT TEL (012) 349 1237/8 or info@rmaa.co.za**

Disclaimer: In no event shall the RMAA be liable for any direct, special, indirect or consequential damages, or any other damages of any kind, including but not limited to loss of use, loss of profits, or loss of data, whether in an action in contract, tort (including but not limited to negligence), or otherwise, arising out of or in any way connected with the use of this information. While the RMAA takes great care in compiling the contents of this page, it is nevertheless only meant to provide non-binding general information and cannot replace detailed individual advice to help the prospective buyer make his decision. The RMAA does not guarantee that the information on these pages is up-to-date, accurate and complete.