

NATIONAL SOUTH AFRICAN PRICE INFORMATION FOR WEEK 19

Class Units Avg Mass Avg Purch Avg Selling Selling Min Selling Max
CATTLE
 Weighted 20%

From 2024/05/06 To 2024/05/12

Class	Units	Avg Mass	Avg Purch	Avg Selling	Selling Min	Selling Max
A2	7100	274,24	55,34	55,56	53,97	58,16
A3	890	292,71	55,01	55,43	54,00	57,89
AB2	509	278,48	53,21	53,51	42,00	50,70
AB3	94	289,63	52,70	52,89	51,24	56,37
B2	186	281,58	47,05	47,72	42,68	55,90
B3	68	338,78	46,60	46,96	43,05	55,90
C2	678	273,08	43,40	44,41	42,13	47,25
C3	322	297,00	44,52	46,01	41,94	48,50

Hide Feedlot	Weighted	2,83
Hide Field	Average	3,18
Dorper	ea	27,99
Merino	ea	45,00

9 847

Class Units Avg Mass Avg Purch Avg Selling Selling Min Selling Max
LAMB/SHEEP
 Weighted 20%

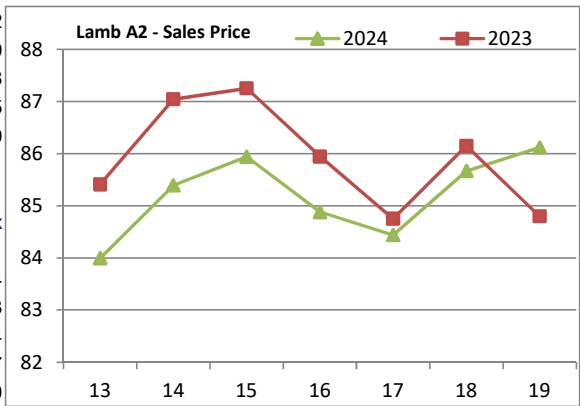
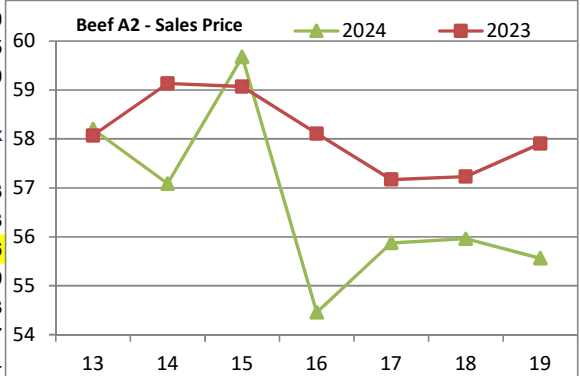
Class	Units	Avg Mass	Avg Purch	Avg Selling	Selling Min	Selling Max
A0	248	11,73	49,98	65,86	64,44	68,23
A1	1477	14,15	79,69	83,85	82,44	85,03
A2	15289	18,38	84,25	86,12	84,40	87,46
A3	1875	19,01	81,13	84,92	83,64	86,29
A4	581	18,79	64,87	74,01	71,26	76,83
A5	116	19,45	54,23	59,24	55,84	66,77
A6	141	19,94	52,47	59,25	56,81	63,34
AB2	257	18,10	64,01	71,33	66,47	77,12
AB3	47	17,84	62,07	67,98	62,35	78,52
B2	461	20,22	53,26	65,74	61,92	69,79
B3	88	20,70	52,77	62,90	60,35	67,88
C2	1450	22,79	54,66	61,92	58,31	66,35
C3	158	25,51	57,34	62,96	59,03	66,99

22 188

Class Units Avg Mass Avg Purch Purch Min Purch Max
PIGS
 Weighted 20%

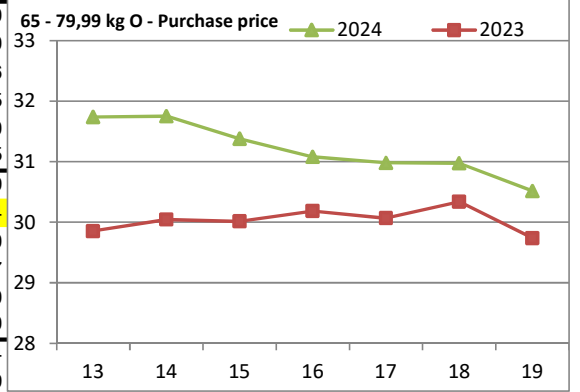
20 - 55,99 kg

P	1138	51,43	30,54	28,39	33,34
O	84	53,62	30,68	29,64	32,33
R	17	52,44	29,54	26,00	32,84
C	9	52,73	25,16	22,38	30,17
U	1	46,70	22,50	22,50	22,50
S					



56 - 64,99 kg

P	1110	62,64	30,29	29,19	31,50
O	111	65,26	29,51	26,25	31,50
R	10	61,22	27,23	23,50	29,36
C	2	57,25	24,25	24,25	24,25
U	1	60,92	23,50	23,50	23,50
S	2	57,00	22,75	22,75	22,75



65 - 79,99 kg

P	10123	78,80	30,29	29,03	31,19
O	5972	84,51	30,52	28,28	31,44
R	222	83,25	29,15	26,26	30,50
C	13	77,73	27,87	25,50	28,17
U	3	80,30	24,51	23,50	25,00
S	2	86,35	25,54	23,27	27,50

80 - 99,99 kg

P	8652	87,22	30,13	29,67	30,44
O	7792	91,25	29,68	28,76	30,19
R	537	92,14	29,15	28,11	29,58
C	14	91,39	26,72	26,50	27,50
U	7	96,65	24,13	23,50	26,00
S	10	98,29	25,22	23,44	28,00

100k SAU 2301 120,93 **25,84** 22,82 27,38
 38 133

**THIS INFORMATION IS PROTECTED AGAINST COPYING OR DISTRIBUTION WITHOUT PRIOR PERMISSION FROM THE RMAA BOARD.
 FOR ENQUIRIES, PLEASE CONTACT RMAA AT TEL (012) 349 1237/8 or info@rmaa.co.za**

Disclaimer: In no event shall the RMAA be liable for any direct, special, indirect or consequential damages, or any other damages of any kind, including but not limited to loss of use, loss of profits, or loss of data, whether in an action in contract, tort (including but not limited to negligence), or otherwise, arising out of or in any way connected with the use of this information. While the RMAA takes great care in compiling the contents of this page, it is nevertheless only meant to provide non-binding general information and cannot replace detailed individual advice

to help the prospective buyer make his decision. The RMAA does not guarantee that the information on these pages is up-to-date, accurate and complete.