

## NATIONAL SOUTH AFRICAN PRICE INFORMATION FOR WEEK 28

Class Units Avg Mass Avg Purch Avg Selling Selling Min Selling Max  
**CATTLE**  
 Weighted 20%

From 2024/07/08 To 2024/07/14

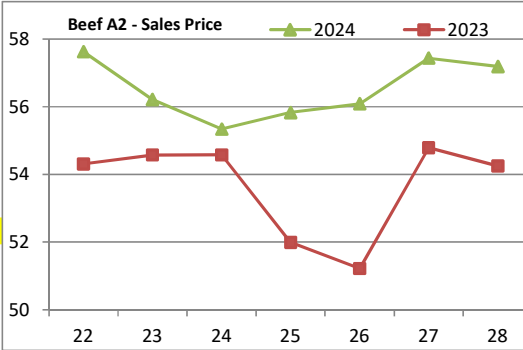
Class	Units	Avg Mass	Avg Purch	Avg Selling	Selling Min	Selling Max
A2	7506	274,73	55,37	57,19	53,70	62,00
A3	712	294,00	55,42	55,53	53,70	59,15
AB2	585	290,04	53,12	53,05	51,75	56,06
AB3	98	306,25	52,74	53,08	51,69	56,39
B2	307	289,89	45,05	46,58	43,00	55,12
B3	57	311,65	45,45	45,67	43,00	55,90
C2	684	262,14	43,05	46,00	41,51	49,78
C3	218	305,78	43,59	45,47	41,50	44,57

Hide Feedlot	Weighted	2,10
Hide Field	Average	2,53
Dorper	ea	27,99
Merino	ea	43,54

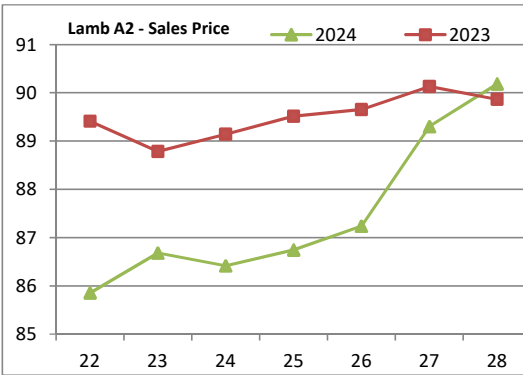
10 167

Class	Units	Avg Mass	Avg Purch	Avg Selling	Selling Min	Selling Max
<b>LAMB/SHEEP</b>						
Weighted 20%						
A0	85	13,20	57,39	69,98	51,17	79,83
A1	1027	15,60	84,99	88,81	86,00	90,38
A2	12039	19,49	88,86	90,18	87,91	91,43
A3	1448	21,51	86,54	87,77	86,71	91,04
A4	436	21,23	75,30	77,98	74,58	85,96
A5	85	20,13	63,39	69,29	62,36	79,61
A6	58	18,76	59,71	67,00	64,51	73,87
AB2	247	19,59	72,19	77,40	73,86	81,76
AB3	43	18,13	71,02	74,48	73,36	75,76
B2	208	22,17	67,20	72,88	67,19	78,67
B3	25	24,04	62,75	69,01	67,00	71,92
C2	926	24,30	63,33	69,58	63,26	74,29
C3	130	26,55	62,06	67,23	62,38	69,42

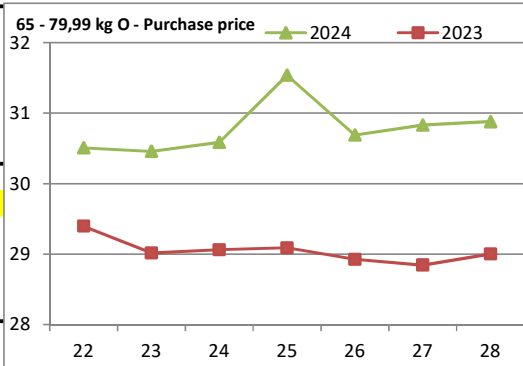
16 757



Class	Units	Avg Mass	Avg Purch	Purch Min	Purch Max
<b>PIGS</b>					
Weighted 20%					
P	953	68,31	31,63	28,56	34,41
O	23	50,99	29,93	25,46	34,50
R	12	50,21	25,78	24,90	29,45
C	5	53,08	24,80	24,80	24,80
U	3	53,07	24,26	24,26	24,26
S					



P	808	62,74	30,54	30,11	30,92
O	51	65,04	30,59	30,14	31,00
R	2	67,80	29,00	29,00	29,00
C					
U					
S					



P	12826	81,46	31,01	30,45	33,46
O	6279	87,44	30,88	30,48	31,67
R	237	88,22	29,94	29,06	30,92
C	20	78,99	27,08	25,50	29,38
U	6	75,33	25,03	24,46	26,00
S	22	81,40	24,05	22,83	24,40
P	6377	93,03	30,68	30,01	31,31
O	5470	94,81	30,54	29,13	31,27
R	240	96,63	29,72	27,58	31,80
C	13	95,65	27,33	26,50	28,67
U	1	92,20	24,50	24,50	24,50
S	14	97,70	25,75	24,40	30,67
<b>SAU</b>	<b>2638</b>	<b>118,74</b>	<b>26,52</b>	<b>23,07</b>	<b>28,59</b>

36 000

**THIS INFORMATION IS PROTECTED AGAINST COPYING OR DISTRIBUTION WITHOUT PRIOR PERMISSION FROM THE RMAA BOARD.**

**FOR ENQUIRIES, PLEASE CONTACT RMAA AT TEL (012) 349 1237/8 or info@rmaa.co.za**

Disclaimer: In no event shall the RMAA be liable for any direct, special, indirect or consequential damages, or any other damages of any kind, including but not limited to loss of use, loss of profits, or loss of data, whether in an action in contract, tort (including but not limited to negligence), or otherwise, arising out of or in any way connected with the use of this information. While the RMAA takes great care in compiling the contents of this page, it is nevertheless only meant to provide non-binding general information and cannot replace detailed individual advice to help the prospective buyer make his decision. The RMAA does not guarantee that the information on these pages is up-to-date, accurate and complete.