

## NATIONAL SOUTH AFRICAN PRICE INFORMATION FOR WEEK 47

Class      Units   Avg Mass   Avg Purch   Avg Selling   Selling Min   Selling Max  
**CATTLE**  
 Weighted 20%

From 2024/11/18 To 2024/11/24

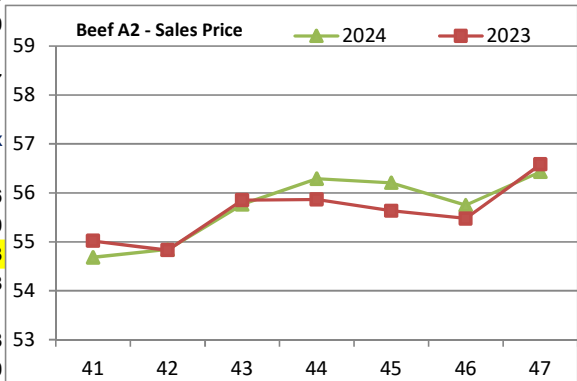
Class	Units	Avg Mass	Avg Purch	Avg Selling	Selling Min	Selling Max
A2	11676	275,60	<b>53,89</b>	<b>56,43</b>	54,19	55,78
A3	770	293,24	<b>53,35</b>	<b>57,00</b>	54,78	58,34
AB2	824	293,57	<b>51,50</b>	<b>52,71</b>	49,27	56,21
AB3	109	310,03	<b>51,63</b>	<b>51,92</b>	49,50	54,74
B2	203	289,85	<b>49,66</b>	<b>50,35</b>	44,37	53,90
B3	61	320,79	<b>49,00</b>	<b>49,53</b>	44,31	53,90
C2	441	269,19	<b>47,71</b>	<b>48,48</b>	44,09	52,71
C3	151	290,80	<b>47,24</b>	<b>47,94</b>	44,29	52,37

Hide Feedlot	Weighted	3,09
Hide Field	Average	2,80
Dorper	ea	27,33
Merino	ea	43,63

14 235

Class      Units   Avg Mass   Avg Purch   Avg Selling   Selling Min   Selling Max  
**LAMB/SHEEP**  
 Weighted 20%

Class	Units	Avg Mass	Avg Purch	Avg Selling	Selling Min	Selling Max
A0	186	11,88	<b>57,02</b>	<b>80,76</b>	73,83	83,76
A1	1517	15,05	<b>84,78</b>	<b>86,85</b>	86,12	89,00
A2	17343	18,92	<b>87,18</b>	<b>87,56</b>	84,69	88,93
A3	1779	21,26	<b>85,41</b>	<b>85,66</b>	83,33	88,38
A4	416	21,75	<b>76,20</b>	<b>78,61</b>	75,49	84,41
A5	62	21,67	<b>69,18</b>	<b>70,82</b>	65,19	81,58
A6	62	20,69	<b>69,50</b>	<b>73,27</b>	68,58	80,00
AB2	235	36,76	<b>73,56</b>	<b>76,91</b>	73,78	86,27
AB3	36	36,34	<b>72,38</b>	<b>75,30</b>	72,45	80,45
B2	398	20,62	<b>65,91</b>	<b>74,07</b>	68,37	76,46
B3	28	22,88	<b>63,53</b>	<b>72,15</b>	69,62	75,76
C2	1648	23,95	<b>63,67</b>	<b>70,21</b>	65,78	74,40
C3	159	27,01	<b>62,85</b>	<b>67,25</b>	63,57	71,70

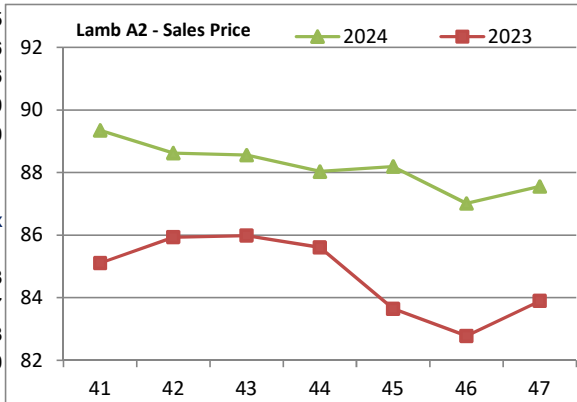


23 869

Class      Units   Avg Mass   Avg Purch   Purch Min   Purch Max  
**PIGS**  
 Weighted 20%

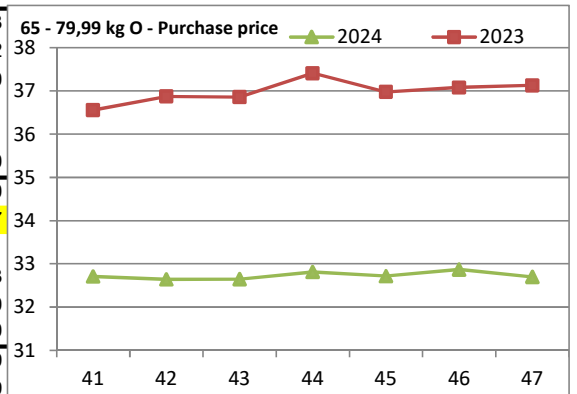
20 - 55,99 kg

P	930	51,05	<b>31,93</b>	28,37	33,58
O	121	52,59	<b>27,40</b>	24,98	33,17
R	19	51,37	<b>28,03</b>	27,85	28,68
C	1	49,10	<b>25,60</b>	25,60	25,60



56 - 64,99 kg

P	917	62,63	<b>32,42</b>	31,61	32,83
O	115	64,05	<b>32,42</b>	31,97	32,72
R	6	57,97	<b>29,67</b>	28,00	30,50
C	1	59,40	<b>24,50</b>	24,50	24,50



65 - 79,99 kg

P	12986	81,91	<b>32,73</b>	31,71	36,50
O	7578	87,35	<b>32,70</b>	32,13	33,57
R	363	87,83	<b>31,77</b>	30,94	31,31
C	20	83,78	<b>29,15</b>	28,00	29,83
U	6	80,71	<b>26,99</b>	23,50	28,50
S	2	76,80	<b>24,50</b>	24,50	24,50

80 - 99,99 kg

P	5153	88,08	<b>32,07</b>	30,83	33,39
O	3256	94,47	<b>31,51</b>	30,39	33,19
R	238	95,78	<b>30,67</b>	29,62	31,65
C	12	98,82	<b>24,44</b>	22,50	27,50
U	1	90,60	<b>24,50</b>	24,50	24,50
S	2	84,60	<b>24,50</b>	24,50	24,50

**100k SAU**      1349      117,91      **28,12**      28,11      29,63  
 33 076

**THIS INFORMATION IS PROTECTED AGAINST COPYING OR DISTRIBUTION WITHOUT PRIOR PERMISSION FROM THE RMAA BOARD.  
 FOR ENQUIRIES, PLEASE CONTACT RMAA AT TEL (012) 349 1237/8 or info@rmaa.co.za**

Disclaimer: In no event shall the RMAA be liable for any direct, special, indirect or consequential damages, or any other damages of any kind, including but not limited to loss of use, loss of profits, or loss of data, whether in an action in contract, tort (including but not limited to negligence), or otherwise, arising out of or in any way connected with the use of this information. While the RMAA takes great care in compiling the contents of this page, it is nevertheless only meant to provide non-binding general information and cannot replace detailed individual advice

to help the prospective buyer make his decision. The RMAA does not guarantee that the information on these pages is up-to-date, accurate and complete.