

NATIONAL SOUTH AFRICAN PRICE INFORMATION FOR WEEK 45

Class Units Avg Mass Avg Purch Avg Selling Selling Min Selling Max
CATTLE
 Weighted 20%

From 2024/11/04 To 2024/11/10

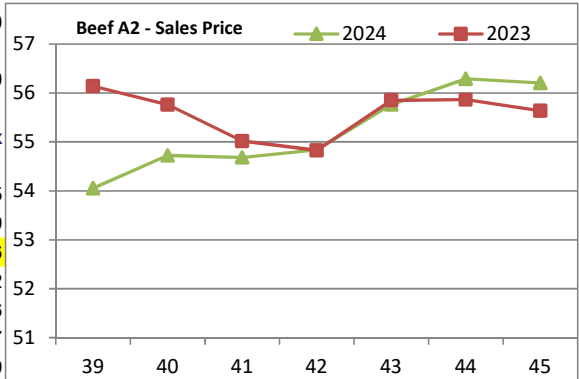
Class	Units	Avg Mass	Avg Purch	Avg Selling	Selling Min	Selling Max
A2	10424	272,17	53,21	56,21	54,78	57,86
A3	663	295,60	53,42	56,38	55,09	57,62
AB2	789	281,30	51,21	52,14	49,39	55,15
AB3	41	295,40	51,06	52,29	49,50	55,19
B2	211	271,01	48,00	49,95	44,85	53,95
B3	26	269,94	48,85	50,14	45,00	53,90
C2	452	274,28	47,04	49,27	42,98	52,51
C3	173	286,27	48,14	50,53	44,80	52,50

Hide Feedlot	Weighted	3,07
Hide Field	Average	2,79
Dorper	ea	28,33
Merino	ea	43,63

12 779

Class Units Avg Mass Avg Purch Avg Selling Selling Min Selling Max
LAMB/SHEEP
 Weighted 20%

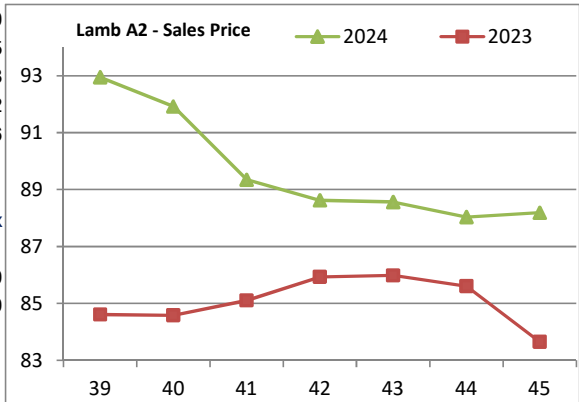
Class	Units	Avg Mass	Avg Purch	Avg Selling	Selling Min	Selling Max
A0	80	13,36	62,56	73,51	66,84	78,45
A1	706	14,96	85,25	87,31	84,33	89,49
A2	13010	19,49	87,83	88,19	86,11	89,96
A3	1480	22,00	85,50	86,31	85,34	88,22
A4	304	22,53	75,31	76,85	74,95	79,46
A5	38	21,54	62,20	70,17	65,23	78,57
A6	35	18,62	65,32	87,86	66,00	69,29
AB2	130	20,52	76,62	76,55	62,54	91,50
AB3	11	23,83	77,25	75,46	65,23	91,50
B2	398	22,91	68,90	73,71	69,96	74,65
B3	26	25,27	63,96	71,24	68,49	74,78
C2	1278	24,65	62,64	69,26	66,34	70,82
C3	91	28,06	63,85	68,65	64,53	71,16



17 587

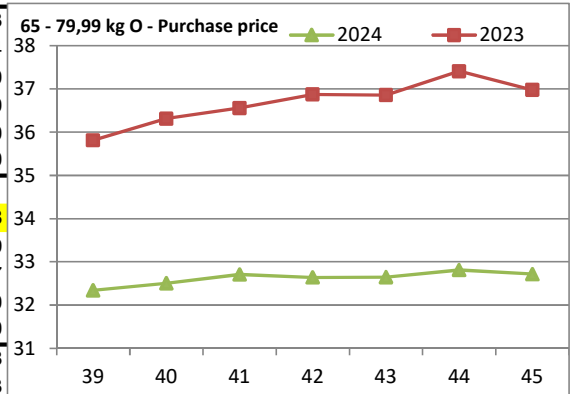
Class Units Avg Mass Avg Purch Purch Min Purch Max
PIGS
 Weighted 20%

P	976	52,06	32,64	29,43	36,50
O	13	54,33	32,58	31,50	33,00
R					
C					
U					
S					



20 - 55,99 kg

P	827	62,30	32,31	31,53	32,83
O	73	65,45	32,26	31,67	33,14
R	2	63,15	30,00	30,00	30,00
C	2	62,30	23,00	23,00	23,00
U	2	60,20	25,57	23,00	28,00
S	3	64,10	23,00	23,00	23,00



56 - 64,99 kg

P	14257	82,87	32,73	31,56	33,91
O	9023	88,66	32,72	31,17	33,78
R	413	89,63	31,88	31,01	32,69
C	15	89,69	28,70	27,33	29,17
U	10	82,53	26,54	23,50	28,00
S	7	79,44	24,67	23,00	32,50

65 - 79,99 kg

P	5443	88,82	31,85	30,74	32,98
O	3367	94,10	31,53	30,43	33,03
R	251	97,12	30,77	29,40	31,51
C	14	93,83	27,80	27,50	28,49
U	2	97,70	25,83	24,50	27,00
S	5	90,14	28,11	24,61	32,56

80 - 99,99 kg

100k SAU	1666	123,96	27,57	24,81	29,51
----------	------	--------	-------	-------	-------

36 371

**THIS INFORMATION IS PROTECTED AGAINST COPYING OR DISTRIBUTION WITHOUT PRIOR PERMISSION FROM THE RMAA BOARD.
 FOR ENQUIRIES, PLEASE CONTACT RMAA AT TEL (012) 349 1237/8 or info@rmaa.co.za**

Disclaimer: In no event shall the RMAA be liable for any direct, special, indirect or consequential damages, or any other damages of any kind, including but not limited to loss of use, loss of profits, or loss of data, whether in an action in contract, tort (including but not limited to negligence), or otherwise, arising out of or in any way connected with the use of this information. While the RMAA takes great care in compiling the contents of this page, it is nevertheless only meant to provide non-binding general information and cannot replace detailed individual advice.

to help the prospective buyer make his decision. The RMAA does not guarantee that the information on these pages is up-to-date, accurate and complete.